

THE
GRAMMAR OF ASTROLOGY,

CONTAINING
ALL THINGS NECESSARY FOR
CALCULATING A NATIVITY

BY
COMMON ARITHMETIC.



BY ZADKIEL THE SEER,

Author of the "Herald of Astrology."

DEDICATED TO SIR JOHN HERSCHELL, BART. &c. &c.

LONDON:
SHERWOOD, GILBERT, AND PIPER,
PATERNOSTER ROW.

—
1833.

COMPTON & RITCHIE, PRINTERS, MIDDLE STREET, CLOTH FAIR,
LONDON.



TO
SIR JOHN HERSCHELL, BART.

&c. &c. &c.

SIR,

THE indefatigable industry of your highly honoured father and yourself, to render the knowledge of Astronomy complete, must rank your names among the benefactors of mankind in all after ages. The great correctness with which the places of the planets may now be calculated, offers a means of examining into the truth or falsehood of the doctrines of Astrology, which did not exist in the days of your able predecessor in Astronomy, *Kepler*, who, as you are aware, was one of the great men who have believed in and studied Astrology. The intent

of this work being to open the way to a more general knowledge of that ancient but at present little-known science, I have thought I could not do better than connect it with the name of one of the first philosophers of my own day. With the highest respect, I beg leave then, Sir, to dedicate to you this Elementary Essay on the Science of Nativities.

I am not aware what your own opinions on the art of foreseeing future events by the heavenly bodies may be; but if you should choose to amuse yourself, or unbend from your severe studies by examining it for yourself, the present work, I believe, will give you a ready means. In that case, I would recommend as a first effort, the *Nativity of PRINCE GEORGE OF CUMBERLAND*, as the time of birth, having been particularly well noted, and published by authority, may be considered authentic. The figure of the heavens at Berlin for the moment of

the young prince's birth, and the places of the planets at the time, were carefully calculated and published by me in the "*Herald of Astrology for 1832*;" and you will observe, Sir, that the Moon being in close square aspect to the evil planet Mars, together with other circumstances, has, in strict accordance with the rules of the science, caused the royal native to become blind. And it is worthy of especial notice, that, on *the very day* the prince had the misfortune to receive a blow in one eye (14th September, 1832), which has eventually led to the loss of sight, the Moon was on the place of Mercury at birth, and at the last birth-day; on which birth-day the Moon was on the place of Mars at birth, and the Sun in square aspect to Saturn: these, together with other exact agreements with the rules of Ptolemy, occur in this royal and authentic nativity. To common minds they may appear accidental coincidences; but to your superior un-

derstanding, as you are, of all men, best aware of how little we know of the immensity of the universe, or the objects or *modus operandi* of many of its magnificent parts, they will, I hope, appear to deserve farther consideration.

I remain, Sir,

Your very obedient Servant,

THE AUTHOR.

PREFACE.



THE science of ASTROLOGY consists of four branches, or distinct parts, which are essentially different from each other: they are—1, *Nativities*, or the art of foreseeing, from the figure of the heavens at the moment of birth, the future fate and character of individuals; 2, *Mundane Astrology*, or the art of foreseeing by the positions of the heavenly bodies at certain periods, the circumstances of nations, such as wars, pestilences, inundations, earthquakes, &c. &c.; 3, *Atmospherical Astrology*, or the art of foreseeing by the positions of the planets at the periods of the Sun and Moon being in mutual aspect, and some other circumstances, the quality of the weather at any required time or place; 4, *Horary Astrology*, or the art of foreseeing by the positions of the heavens at any period when an individual may be anxious

about the matter, the *result* of any business or circumstance whatever.

The GRAMMAR OF ASTROLOGY is intended to teach the principles of the science of nativities, and to render them so plain, by divesting them of the trash which designing or ignorant men have introduced, that persons of an ordinary capacity and a common share of industry, may examine and decide for themselves, whether there be any truth in astrology or not. To those who consider it sufficient to decide without examination, merely because others have decided before them, this work has no recommendation, inasmuch as the gauntlet of argument is not thrown down. But to those who think experience a safer guide than reason in natural philosophy, it will be peculiarly acceptable; as herein they will find the briefest possible rules and the best decided principles for judging, which have yet appeared before the world, as far as the author is capable of forming an opinion from many years' experience and the examination of many hundred nativities.

If the present haughty style of declaiming against a science which the greatest men have

taken a pride to cultivate in all ages and all countries, should, by this endeavour to open a clear path to its examination, receive a check, such as the power of truth only can offer to the headstrong course of prejudice, it will not have been written in vain; and if the cause of truth should thereby be assisted, either through public demonstration by the test of experiment of the utter fallacy of the doctrines of Astrology, or, on the other hand, by the conviction of the honest portion of mankind that the Almighty does, indeed, choose the heavenly bodies as the instruments of his *will* in bringing about the ends of Providence; this little work will very well bear the lash of critics, whose pride will not believe that “There are more things in Heaven and Earth than are dreamed of in their philosophy.”

In perfect but humble confidence in the purity of his intentions in endeavouring to gain a hearing for Astrology, the Author can contemplate with perfect calm the bitterness of abuse of some men who call themselves, *par excellence*, philosophers; since he knows that there are many who will soar above prejudice, and resolve

on seeing with their own eyes. To them he begs to dedicate the fruits of his labour, and to remind them—if they would, indeed, be certain whether the influence of the stars is a chimera or a reality—of the words of the great Bacon,—*fiat experimentum*.

If this work be well received, which, from the number of applications already made to my Publishers, and other circumstances, I have no doubt of, I shall prepare elementary works on the other branches of the science.

ZADKIEL THE SEER.

N.B. To those who wish to pursue the science farther, I recommend the *Tetrabiblos* of *Ptolemy* and the *Primum Mobile* of *Placidus*.

TABLE OF CONTENTS.



BOOK THE FIRST.

	Page
CHAP. I.....The alphabet	1
CHAP. II.The signs of the zodiac	2
CHAP. III. ...The natures of planets	8
CHAP. IV.....Of the aspects	16
CHAP. V.....The qualities of the aspects	20
CHAP. VIOf the figure of the heavens.....	23
CHAP. VII....Of the twelve houses of heaven	25
CHAP. VIII...To erect a figure of the heavens at birth	27
CHAP. IXTo find the planets' latitudes, declina- tions, &c.	36
CHAP. X.To judge the future fate by the figure of the heavens at the moment of birth	44
CHAP. XI....To judge of the effects of directions..	63
CHAP. XII....Of mundane aspects and directions	68
CHAP. XIII..Of the mundane parallels.	71
CHAP. XIV...Of the Part of Fortune	72
CHAP. XV ...Of the hyleg and the hylegiacal places	75

BOOK THE SECOND.

CHAP. I.....Zodiacal directions	77
CHAP. II.....To direct ☉ to any aspect in the zodiac, except a parallel	78
CHAP. III....To direct ☉ to a parallel in the zodiac	85
CHAP. IV....To direct ☽ in the zodiac to any aspect except a parallel	88
CHAP. VTo direct ☽ to parallels of declinations	93
CHAP. VI.To direct the ascendant to aspects in the zodiac ..	95

	Page
CHAP. VII....To direct the mid-heaven to aspects in the zodiac	98
CHAP. VIII....Of mundane directions to the angles, that is, to the ascendant or M. C.....	99
CHAP. IX.....To direct ☉ or ☿ to any aspect in the world (except parallels), by <i>converse</i> <i>motion</i>	105
CHAP. X.....To direct ☉ or ☿ to any aspect <i>in</i> <i>mun</i> do (except parallels) by <i>direct</i> <i>motion</i>	109
CHAP. XI.....To direct ☉ or ☿ to mundane parallels, <i>converse</i>	111
CHAP. XII....To direct ☉ or ☿ to mundane parallels, <i>direct</i>	113
CHAP. XIII. ..To direct ☉ or ☿ to parallels <i>in mun</i> do, that is, to parallel distances from the meridian by <i>rapt</i> motion, called rapt parallels.....	114
CHAP. XIV....Of directions to the Part of Fortune ...	119
CHAP. XV....Of turning the <i>arc of direction</i> into time, to learn at what age its effects will be felt	121
CHAP. XVI ...Of secondary directions	122
CHAP. XVII..Of revolutions, lunations, transits, &c.	124
CHAP. XVIII..To rectify the estimated time of birth to find the <i>true time</i>	128
CHAP. XIX ...A judgment for marriage in the nativity of Lord Byron's daughter	135

ABBREVIATIONS.

A. R.	signifies Right Ascension.
Asc. The Ascendant.
M. C. The Medium Cœli or Mid-heaven.
Mer. Dist.	.. The Meridian Distance.
S. S. Q. A Sesquiquadrate aspect.
S. □ A Semi-quartile aspect.

INTRODUCTION.



It is not intended here to enter upon any laboured argument to prove the antiquity of the science of the Stars; it is enough for my present purpose (which is to teach the mere outline of the art, which may be filled up as the student has inclination) if I state that Astrology existed for many centuries prior to the Christian era, about which time it appears to have been taught chiefly by tradition, being handed down from father to son by word of mouth, as the art of palmistry now is among the gipsies. There is no good evidence of any perfect system of Astrology having been reduced to written rules, depending on mathematical principles, before the first century; though Sir Isaac Newton admits, in his Chronology, that it was in existence nearly 900 years before that period. Somewhere about the year 133, or as nearly as possible 1700 years before this present year 1833, that celebrated astronomer, geographer, and astrologer, *Claudius Ptolemy*,

compiled his notable work entitled "The TETRABIBLOS, or Quadripartite, being Four Books of the Influence of the Stars*." In this work he seems to have collected all that appeared of importance to him which was then known of the science; but as Ptolemy did not devote the whole of his time to this study, which, however, would require the entire application of any man's time to make himself thoroughly and entirely master of it, we may fairly suppose that some of the less important rules had not been tested by him personally, but were merely adopted as the current opinions of the day. This accounts for a few of his doctrines being in some degree erroneous; although the majority of them are true to nature, and, if rightly understood, never did or can fail, while the system of the universe remains *unchanged*.

The principles of Ptolemy's doctrine do not appear to have been ever clearly understood, or acted upon free from the superstitious trash of the Arab writers before the years 1647 and 1657, when

* Translated by J. M. ASHMAND.

Placidus de Titus, a Spanish monk, first published the true system of astrology founded on Ptolemy's mathematical calculations. His principal work was printed in Latin, and called the *Primum Mobile*, or First Mover, translated by J. COOPER. It is remarkable that the only subsequent works of any value on that part of astrology which is of most importance, nativities, were written by an Englishman, Mr. Partridge, whose Almanack is still in existence. His works, the *Opus Reformatum* and the *Defectio Geniturarum*, are evidently made up from Placidus; but they are full of the soundest doctrines, and contain numerous examples.

No good translation of Placidus appeared in English until that made by Mr. JOHN COOPER in 1816; nor did any copy of Ptolemy's book, from which all we know of Astrology is originally derived, until 1822, when Mr. ASHMAND's excellent work appeared. The interest taken in the science has already called for another translation of the great master, which Mr. WILSON has recently published. This gentleman published a very useful and clever

work, called the "Dictionary of Astrology," in 1819, but it is rather dogmatical. The old translations of Ptolemy and Placidus, especially those by Dr. Sibly, are detestable, and have made numerous erring astrologers, and done the science infinite injury. All the host of English astrologers, such as Lilly, Colley, Sibly, Gadbury, White, &c. were immersed in error when they treated on *nativities*; they embraced the follies of the Arabian astrologers, which consisted in mixing up the system of divination, called horary questions, with the genethliacal art, or the science of nativities; and those who open any of their works only lose their time.

In short, there exists no brief, cheap, elementary work on the science; which numbers require who would willingly learn it if they knew how to begin: such the *Grammar of Astrology* will become. It is intended to be clear to the commonest capacity, and to contain nothing that is not founded on actual experience.

Grammar of Astrology.

FIRST BOOK.

CHAP. I.

THE ALPHABET.

THIS consists of twelve characters, which represent the twelve *Signs of the Zodiac*: they are these—

<i>Northern.</i>		<i>Southern.</i>	
♈ Aries	♋ Cancer	♎ Libra	♏ Capricorn
♉ Taurus	♌ Leo	♍ Scorpio	♐ Aquarius
♊ Gemini	♍ Virgo.	♑ Sagittary	♒ Pisces.

Also of eight others, which represent the *Planets*, as follow:—

♃ Herschel	☉ Sol, the Sun
♄ Saturn	♀ Venus
♃ Jupiter	☿ Mercury
♂ Mars	♁ Luna, the Moon.

And five others, which represent the *Aspects*, or positions which these planets bear to each other, as follow:—

♌ *Conjunction*, or when two planets are in the same place.

* *Sextile*, or when they are 60 degrees or two signs apart.

- *Square*, or when they are 90 degrees or three signs apart.
- △ *Trine*, or when they are 120 degrees or four signs apart.
- ⊗ *Opposition*, or when they are 180 degrees or six signs asunder.

N.B. There are also some other aspects, called the *new aspects*, because unknown to the ancients: they were discovered by the great Kepler, one of the ablest astrologers of modern date, and are as follow:—The *Semi-Sextile* or 30 degrees, the *Semi-Square* or 45 degrees, *Sesquiquadrate* or 135 degrees, and the *Quintile* or 72 degrees, and *Biquintile* or 144 degrees. The power of these is not so great as that of the old aspects. The Moon's nodes are thus marked—♊ north, ♋ south. Lastly, there is another character, which is called the *Part of Fortune* ⊕.

✍ *The learner should practise writing the characters, and become well acquainted with the signs which are opposite to each other.*

CHAP. II.

THE SIGNS OF THE ZODIAC.

It is presumed that the reader has, at least, a common-place knowledge of the nature of the zodiac and the solar system, which may be acquired in a

few hours by perusing any common school book on astronomy; therefore, I will at once proceed to describe the astrological nature of the signs.

These may be divided into *north* and *south*. The first six, from *Aries* to *Virgo*, are *northern*; the latter six, from *Libra* to *Pisces*, are *southern*: this is because the Sun and planets, when in the first six, are north of the equator, and when in the last six, they are south of that line. When the Sun is in northern signs he is longer *above* the Earth than below, and the days are longer than the nights; when he is in the southern signs, he remains longer *below* the horizon than above, and the nights are longer than the days.

Of course, when any other planet is in a *north* sign it remains longer above the Earth than below; and, *vice versâ*, when it is in a *south* sign its stay is longer below the Earth.

Each point of the zodiac rises and sets once every 24 hours, occasioned by the Earth turning round on its axis once every day; therefore, when any given point be *rising*, the opposite point must be *setting*.

As the zodiac consists of 360 degrees from the *first* point of *Aries* until you come to that point again; and as these are divided into 12 portions or signs, they must consist of 30 degrees each. It is found that each of these signs, when it arises at the birth of an individual, possesses a *certain influence* or SECRET POWER to produce a particular form of body, and

some peculiar mental inclinations. There is no reason to suppose, however, that the influence of Aries, or any other sign, proceeds merely from that sign alone; but it is more probable that when that sign is rising *the whole face of the heavens* is such as to produce a *certain effect*. This may be caused as much by the distant stars in the *milky way* (that large shining band seen in the heavens on a fine night, which consists of innumerable millions of stars, and of which our sun is supposed to be one) as by any others. In fact, Ptolemy speaks of these effects being produced by the “ambient,” which means the entire of the heavens, and not the ascending sign alone.

GENERAL RULE FOR JUDGING THE EFFECT OF EACH SIGN.

ARIES.—This sign produces a dry, lean body, middle stature, strong limbs, large bones, long and meagre face, sharp sight, neck rather long and scraggy, dark eyebrows, swarthy complexion, hair reddish and wiry; disposition angry and violent as the *Ram*.

TAURUS.—A short, full, well-set person; full face and eyes, thick neck and lips, wide nose and mouth, swarthy shining face, a short, thick, broad hand; dark, harsh, and generally curling hair. Given to eating, unfeeling, melancholy and slow to anger, but when enraged furious as the *Bull*.

GEMINI.—A tall, upright, well-made body, with good carriage, long arms, but hands and feet generally short and fleshy; hair blackish, eyes hazel, and having a sharp, quick, penetrating look: if a female, she has very fine eyes, body strong and active, step smart and quick; understanding good; imagination powerful; said to beget or bear *Twins*.

CANCER.—A short, small person invariably; with pale, sickly complexion, round full face, and generally small features; sad brown hair, small grey eyes; the upper part of the body larger than the lower; constitution weakly: if a female, prolific. Dull and timid as the *Crab*.

LEO.—A large noble person; full, tall stature, well proportioned; shoulders broad and well set, hair yellowish and bushy; eyes large and staring, yet quick sighted; countenance fierce; head round; complexion ruddy; step firm and majestic; disposition free and courteous; heart bold and courageous as the *Lion*.

VIRGO.—Middle stature, inclined to be tall; slender figure, neat and well formed; dark brown hair; dark complexion, well favoured, but not handsome; face more round than oval; voice weak and unmusical; mind ingenious; pleasant in conversation; given to study; fond of learning; but fickle—and bashful as a *Virgin*.

LIBRA.—Tall and elegantly formed, rather slender; hair smooth, and a light auburn or flaxen; face

round and lovely, having great beauty; fine, clear red and white complexion, which in old age becomes pimpled; eyes generally blue and beautiful; mind well principled; temper even as the *Balance*.

SCORPIO.—Thick, well-set, middle sized person; strong and robust; face somewhat broad and square; complexion dusky; hair dark brown, curling, bushy and plentiful; thick neck; coarse hairy legs, often bow-legged or club-footed, or ill-made feet; mind thoughtful, reserved; active and deceitful as the *Scorpion*.

SAGITTARIUS.—Well-formed person, rather tall; strong active body; rather long face and handsome, with generally a straight Grecian nose; fine clear eyes, and good fresh-coloured complexion; chesnut coloured hair, growing off the temples; inclined to baldness; daring and intrepid, fond of horses and *hunting*.

CAPRICORN.—Short, slender, ill-formed person; long thin face; generally ugly; chin long and pointed; thin beard; neck long and small; hair black and lanky; narrow breast; weak in the knees, with crooked ill-formed legs; mind subtle and witty, but *capricious* as *Capri*, the *Goat*.

AQUARIUS.—Person stout, well-set, and comely, rather tall, not very, but never short; robust, strong, healthy appearance; a long and rather fleshy face; complexion clear and delicate, somewhat sanguine; hazel eyes; sandy or darkish flaxen hair. This

sign gives more beauty than any other, except *Libra*; disposition gentle and benevolent; said to take delight on the *Water*.

PISCES.—Person short; large pale and fleshy face; the face is always full, but sometimes sanguine in complexion; a stooping, heavy gait, holding down the head when walking. If a female, the face is generally plump, and the skin clear and lucid, but very white; hair dark; eyes sleepy; shoulders round; arms and legs short and fin-like; disposition indolent, and too often given to drink, like the *Fishes*.

CAUTION.—These descriptions are rarely to be met with exactly. Every planet which throws an aspect to the ascendant has an influence both on mind and body; and if any planet be rising at birth, it impresses its own character most powerfully on both. If the latter part of a sign be on the cusp of the ascendant, a portion of the next sign must be also in the ascendant; and then the native will partake of both influences. A person, for instance, having the latter part of *Sagittary* rising, and the whole of *Capricorn* in the ascendant, may have a fine head of hair and handsome forehead, but the rest of the face and person extremely ugly. The disposition also depends *chiefly* on the Moon and Mercury.

CHAP. III.

THE NATURES OF THE PLANETS.

HERSCHEL.—This is the most distant planet from the Sun ; his motion is extremely slow, as he takes 83 years and a half to go through the 12 signs. He is frequently retrograde, appearing to go backward in the heavens. His diameter is four times that of our Earth.

The nature of Herschel is extremely evil. If ascending at the time of birth, he causes the native to be of very eccentric disposition, pursuing extraordinary and uncommon objects ; one who despises the track of custom, and is very abrupt in his manners. Whatever good he may produce, when well aspected or situated, will be of a sudden description, and quite out of the common course of things. Persons whose minds are influenced by this planet are unsettled in life, partial to travelling, witnessing many strange scenes, and very romantic and extraordinary in their ideas, and partial to the study of antiquity, but yet likely to strike out many novelties.

SATURN.—This planet is next to Herschel. He is at a great distance from the Sun, and is about 1000 times as large as this Earth. He goes through the zodiac in 29 years and a half.

The nature of Saturn is far more evil than that of Herschel: he is called the Greater Infortune; and he is undoubtedly the cause (subservient to the will of Providence) of the greater portion of human suffering. When he is rising or setting at birth, the person born will suffer much lingering sickness, and be very subject to blows, bruises, and falls. If he be on the meridian, or coming to the meridian, he causes perpetual trouble and disgrace; all the native's affairs go wrong, and, unless there be some very strong aspects of other planets to counteract this evil position, the native is the complete child of misfortune. If he be in the opposite situation, that is, near the north meridian, or cusp of the fourth house, his effects are nearly as evil. Persons born under his influence are nervous, fearful, bashful, cowardly, melancholy, and given to shed tears. They suffer from chronic diseases, and are liable to mental infirmities. Their dispositions are thoughtful, malicious, and reserved, and they are firm and obstinate in their opinions, and adhere strongly to their attachments.

JUPITER.—This planet is next to Saturn in the solar system. He is the largest of all, being nearly one thousand five hundred times as large as this globe. He is very nearly 12 years in going round the zodiac.

His nature is eminently benefic, and he is called the greater fortune. When rising at birth, he confers much strength of constitution, enabling the native to overcome very evil directions, which would otherwise prove fatal. The persons under his influence are healthy, cheerful, and jovial in disposition, and are open, sincere, generous, and quite free from fraud or meanness of any kind. They are generally much esteemed, from pursuing always very honorable magnanimous conduct; and they are the favorites of fortune. If Jupiter be approaching the meridian at birth, the native will (unless very evil aspects occur to counteract his influence) become extremely wealthy, and arrive at distinction. This is verified in the natiivities of the Duke of Wellington and the Princess Victoria.

MARS.—This planet is between the Earth and Jupiter; he is rather less in size than our globe, and goes round the Sun in about six weeks less than two years. His red, fiery appearance renders him very conspicuous in the heavens.

Mars is a very evil planet; but his nature is quite different from Saturn. He causes all hot and violent diseases, and the persons under his influence are subject to cuts, burns, and other violent accidents. They are rash and angry in disposition, and always ready to rush into quarrels and blood-

shed. If Mars be in the ascendant of any person's nativity, he makes them liable to receive cuts or have marks in the face; they are fond of war and danger: if in the 10th house, or on the meridian, they are generally observed as warlike characters, and may gain honors as such. In George the Third's nativity he was so situated, and it is well known that during his reign England was perpetually at war.

VENUS.—This beautiful planet is situated nearer the Sun than is the Earth. She goes round the Sun in 32 weeks, and is very nearly the same size as our globe. Her nature is decidedly benefic, but her power nothing equal to that of Jupiter. She assists to strengthen the constitution if ascending at birth, but she gives such a strong inclination for pleasure, that the native often injures his health in its pursuit. She was ascending when George the Fourth was born, and gave him that remarkably refined taste which he possessed, and also a fondness for dissipation. The persons born under her influence are generally of a mild, quiet disposition. If on the meridian, she renders the native respectable in life, unless in ill aspect to Saturn, when he will generally be very mean in his conduct. She partakes very much of the nature of those planets to which she is in aspect, and no judgment can be formed of her effects without taking this into full

consideration. If well aspected, the native will gain chiefly through the means of females.

MERCURY.—This planet is the nearest to the Sun of any yet discovered. He is very small, being only about 3000 miles in diameter, and travels very swiftly, going round the Sun in 12 weeks and 4 days.

His influence, when in no aspect with any other planet, and if in the ascendant, causes great restlessness and desire of change; fondness for travelling, and a busy turn of mind, addicted to literature: but as this planet is the chief ruler of the *mental* faculties, great care must be taken to note what aspects he forms with other planets, for on that will *chiefly* depend the mental disposition of the native. If close to the sun, the native never has any great abilities for science; his mind is rather contracted, though he may be very well adapted for any kind of plodding business. If at the same time he be afflicted by the evil aspects of the malefics, and the moon also be weak and afflicted, the native will be of very weak mind; and if the ascendant also be afflicted by the presence or ill aspect of evil planets, and there be no good aspect between the Moon and Mercury, or between them and the ascendant, the native will be an idiot, or become insane. This may be the case even where Mercury is distant from the Sun,

as occurred in the nativity of George the Third, where Mercury was 12 degrees and a half from the Sun. In that king's nativity, Mercury had the sextile aspect of Jupiter, which preserved his mental faculties for several years; but being in conjunction with Saturn, and in semi-square with Mars, and the Moon being also in square to Mars and in no aspect to Mercury, and neither of them in aspect to the ascendant, the royal native, under ill directions, lost his reason.

THE SUN.—The glorious body which gives us light and heat is less noticed than the Moon in the judgment of a nativity; though, if astrology were all fancy, his appearance would have been likely to say much in his favor. This Earth is distant about 95 millions of miles from the Sun, which is about one million and a half times as large as the Earth; and although Jupiter is about 1500 times the size of our Earth, the Sun is 1100 times as large as Jupiter. The human mind strives in vain to comprehend its immense bulk. Just as difficult is it to comprehend how he keeps all the planetary bodies in perpetual play around his centre; for although the terms of *attraction* and *gravitation* have been long in use, they are still as full of mystery as is that of *planetary influence*. The specific influence of the Sun is small; but it seems to be similar to that of Mars. If in the ascendant, or in aspect to it, he causes a degree of pride;

when in good aspect to the Moon, he causes success in life; but if in evil aspect, he gives rashness, and injures the native's fortune. If in conjunction with any planet, he destroys the power of that planet, in a great measure, and assumes the nature of the planet himself, to a certain extent. It is highly important that the Sun should be free from the ill aspects of the malefic planets, to produce success in life; and it is better that he have no aspect whatever to them, unless it be to Mars, when the Sun is near the meridian, as this may cause military preferment.

THE MOON.—This beautiful globe goes round the Earth in 27 days, 7 hours, and 43 minutes. Her distance is about 240 thousand miles from us; and she is nearly 50 times her own size smaller than this earth.

She has *most powerful influence* on every person, according to her situation at birth as regards this earth, or what is termed her **MUNDANE POSITION**; that is, her rising, setting, &c.; and also, as regards her aspect with other planets. If she be nearly in conjunction with the Sun, the native will be of weak constitution; and, if not very well aspected, and the Hyleg not strong, of very short life. Persons born during an eclipse of the Sun, when the Moon is nearly in a direct line with the Sun, are invariably very weakly, and are said never to live many years. The Moon has

certainly, at all times, much to do with the stamina of the native's constitution; and, if she be much afflicted, his health will rarely be good, and his fortune will be as poor. The sensual faculties depend almost wholly on the Moon; and if she be afflicted, the native will be idle and given to drinking, gluttony, and debauchery. The good aspects of Mercury and the Moon to each other are important, to give wit and ingenuity. If the Moon ascend at birth, the native will be very fond of novelty and roaming about; and if she be weak, will lead a very dissolute life. If the Moon be on the meridian, or approaching it, and at the same time in good aspect to Mercury, the native will be clever, and fortunate through his own talents; if in good aspect to Jupiter, he will gain wealth; to the Sun, he will meet preferment; to Venus, he will have many female friends, and be very agreeable in his manners; to Saturn, if Saturn himself be strong, he may gain by elderly persons, legacies, buildings, or agricultural pursuits; to Mars, he may succeed in warfare, or as a surgeon, cutler, &c. But in all these cases, if there be any evil aspects to the Moon, or to the meridian itself, the good will be materially diminished, or perhaps destroyed.

When evil aspects are found between the Moon, Mars, and Mercury, the native is inclined to dishonesty. The Moon in good aspect to Mars gives

courage; and if Mars be evilly affected by other planets, boldness and impudence.

CHAP. IV.

OF THE ASPECTS.

THE aspects in the zodiac consist of certain distances, at which, when two bodies are found, they produce a peculiar effect. Many objections have been made to this part of the science; the adversaries asserting that these aspects are merely arbitrary measures, and that they have no foundation in nature, there being no difference whatever in mathematics between the distance of 120 degrees and the distance of 122 degrees which can be the foundation of that peculiar effect which astrologers declare that the aspect called a *Trine* does produce.

Many attempts have been made to shew that the aspects are produced by a division of the circle, which is analogous to the measures in music; and that they are aliquot or equal parts of the circle, &c. But though these ideas are ingenious, they are not satisfactory; and though the old aspects produce aliquot or even divisions of the circle, and also of the twelve signs, yet the new aspects will not do the same.

The number 360, being the degrees contained in the circle of the zodiac, may be divided equally by the old aspects 60, 90, 120, and 180 degrees. The

number 12, the number of the signs, may also be divided equally by the old aspects; a *sextile* being 2 signs, a *square* 3 signs, a *trine* 4 signs, and an *opposition* 6 signs. But when we come to try these divisions with the new aspects, they cannot be made: for example, a *quintile*, 72 degrees, will divide the *circle* equally, but not the *signs*; and a *sesquiquadrate*, 135 degrees, will not give an equal division of either: hence this idea of an equal division is not founded in nature, and the adversary's objection remains triumphant.

I do not think it would be very satisfactorily answered, even if this pretended harmonious division could be established; nor, on the other hand, is the objection itself of any great consequence; for, if it can be proved (which it certainly can), that when the Moon, for example, arrives at a *trine* aspect of Jupiter, or 120 degrees from that planet in any nativity, certain remarkable effects appear which do not appear when she arrives at the distance of 122 or 123, or any other number of degrees, this *fact* demonstrates that there is something peculiar in the angle formed by 120 degrees, which constitute a *trine* aspect.

Having closely investigated this subject, I have discovered a very remarkable peculiarity in the angles which form both the *old* and the *new* aspects; and I now, for the first time, publish it to the world. The fact is, that EVERY ASTROLOGICAL ASPECT FORMS THE

EXACT ANGLE, OR SUPPLEMENTAL ANGLE, OF A REGULAR POLYGON, WHICH MAY BE INSCRIBED IN A CIRCLE.

Regular polygons (which are figures whose sides are of equal length), if they contain 3, 4, 5, 6, 8, 9, 10, or 12 sides, may be inscribed in a circle, which they will, of course, divide equally; but if they contain either 7 or 11 sides, they cannot be so inscribed, and produce at the same time an equal division of the 360 degrees of the circle. Now each of the polygons, or figures of 3, 4, 5, 6, 8, 10, or 12 equal sides, will be found to contain the same number of equal angles; that is to say, a figure of 3 equal sides will contain 3 equal angles, a figure of 4 equal sides will contain 4 equal angles, and so of the remainder; and it is a fact, that each of these angles, or its supplement, is *exactly* the amount of an astrological aspect!

The following is a Table of the ASPECTS and the POLYGONS whose Angles they measure:—

- 30 deg. A *semi-sextile*, the supplemental angle of a regular *duodecagon*, or figure of 12 sides.
- 45 deg. A *semi-square*, the supplemental angle of a regular *octagon*, or figure of 8 sides.
- 60 deg. A *sextile*, the angle of a regular *triangle*, or figure of 3 sides.

72 deg. A *quintile*, the supplemental angle of a regular *pentagon*, or figure of 5 sides.

90 deg. A *square*, the angle of a regular *quadrangle*, or figure of 4 sides.

120 deg. A *trine*, the angle of a regular *hexagon*, or figure of 6 sides.

135 deg. A *sesquiquadrate*, the angle of a regular *octagon*, or figure of 8 sides.

144 deg. A *biquintile*, the angle of a regular *deca-gon*, or figure of 10 sides.

Note.—180 deg. the *opposition*, the amount of 2 right angles, which is the sum of the 3 angles of every triangle.

There is one polygon, a figure of 9 sides, that forms an angle of 40 degrees, which have not yet been found to constitute an astrological aspect; but I am far from certain that it may not be so considered.

No person can deny that this is a very curious and remarkable agreement between the aspects and the angles of regular polygons; and those who understand geometry, and who reflect on the properties of the triangle and other polygons, and on the nature of the circle itself, will find in it room for admiration of the works of the Almighty Creator, “whose ways are past finding out.”

The student will perceive that these facts are merely offered as proof that the aspects are not *arbitrary*, but are, indeed, intimately connected with the

great principles of geometry, upon which the architecture of the universe itself is founded.

CHAP. V.

THE QUALITIES OF THE ASPECTS.

THE BENEFIC ASPECTS are the *semi-sextile*, the *sextile*, the *quintile*, the *trine*, and the *biquintile*. When planets are found situated at these distances from each other, they operate beneficially for the native; and if the aspect be not yet complete at birth, but may be wanting a few degrees, then the effect is less powerful; but it will be found to take effect at that period in life when it becomes complete, which will be explained under the head of "Directions." If the aspect be past, the planet which, by its more speedy motion, is *separating* from the other, will still retain the effect of the aspect until it has separated several degrees.

THE MALEFIC ASPECTS are the *semi-quartile* or *semi-square*, the *square*, the *sesquiquadrate*, and the *opposition*. When planets are found at the distances which constitute these aspects, they act evilly for the native. The same observations hold good with regard to the *approaching* and *separating* as are made in the last paragraph.

Observe.--The more perfect or exact is the aspect, the more powerful will be the effect, whether good or evil.

THE CONJUNCTION.—This is when two planets are in the same longitude; that is, in the same degree and minute of any sign. If either of the lights (the Sun and Moon) be in conjunction with an evil planet, it injures the native's constitution; and if an evil planet be conjoined with the *Hyleg*, the native will be very liable to illness all through life.

If the *Hyleg* be conjoined with Jupiter or Venus, the constitution is strengthened thereby; but, if it be the Sun which is *Hyleg*, his conjunction with the benefic destroys its power to do good in a great measure, and its favourable aspects to the Moon, mid-heaven, ascendant, or part of fortune, are of less avail.

THE SEMI-SEXTILE.—This aspect is the weakest of all; it is of no importance in directions; but if, at birth, the *Hyleg* have an exact semi-sextile to a benefic, the health will be benefitted.

THE SEMI-QUARTILE.—This, whether found at birth or formed by directional motion, is evil; but if the aspect be between the *Hyleg* and Jupiter, it rather strengthens the constitution.

THE SEXTILE.—This is a powerful and benefic aspect.

THE QUINTILE.—This is benefic, but if to the evil planets is of no avail, as it is much less powerful than the sextile.

THE SQUARE or QUARTILE.—This is a very power-

ful and evil aspect; and if the planet casting it be Saturn, and he in the 10th house, and the planet receiving it be the Hyleg, the native will always be ailing, unless very powerful aspects counteract; and even then the native will suffer greatly from ill health, especially if Saturn's nature be rendered more evil by ill aspects to Herschel or Mars.

THE TRINE.—This is the most powerful of the good aspects.

THE SESQUIQUADRATE.—This is just like the semi-quartile.

THE BIQUINTILE.—Consider this just like the quintile.

THE OPPOSITION.—This is the most powerfully evil aspect. If the Hyleg be in opposition to Saturn or Mars, the native will be of very weak constitution.

THE ZODIACAL PARALLEL.—This was formerly termed the *anti-scion*. The old writers, whose works I advise the student to avoid, did not properly calculate these parallels, as they omitted the planet's latitude: this caused continual error, as they never could be correct except on those rare occasions when two planets were exactly on the ecliptic. The zodiacal parallel signifies a parallel distance from the equator, or being in the same degree of declination; and whether of the same name, north or south, is of no consequence. The

student should pay very particular attention to the declinations of the planets, as the ZODIACAL PARALLEL *is of more importance than any other aspect*. The effect of this position is exactly the same as that of a close conjunction, but *more powerful*.

CHAP. VI.

OF THE FIGURE OF THE HEAVENS.

THIS was formerly termed a *horoscope*, and is sometimes called a *scheme* of the heavens. It is nothing more or less than a map or plan, in which is depicted an accurate representation of the heavens at any required time; as, for example, at the moment a child is born. It, of course, will shew what stars are rising, setting, or coming to the meridian; and, also, what positions are held by the Sun, Moon, and planets, and also by any comet which may happen to be visible at the time.

It has two *grand divisions*, which are the *diurnal* and *nocturnal* hemispheres. The former is all that space contained between the eastern and western horizons *above the earth*; the latter is all the remainder of the heavens which are, of course, *below the earth*. It has two other *great divisions* caused by the meridian; they are the *south* and the *north* points. The former is that at which the Sun arrives every day at noon, being then in an exact *south* di-

rection from the spectator on this side the equator; and the other is that point which is directly opposite to the south meridian, and is, of course, the *north* meridian, where the sun is at midnight.

These *four* divisions, the *east*, *south*, *west*, and *north*, are evidently formed by nature. The *east* is that point where the Sun rises or ascends, and becomes visible; the *south* is that where he ceases to ascend, and, after appearing for a moment to be stationary, begins to descend; the *west* is that where he sets and disappears; lastly, the *north* is that where he ceases to descend, and begins again to ascend and approach the eastern horizon.

Astrologers divide the heavens into *twelve* compartments, which they term HOUSES: these *four* points are the most important of those twelve houses, and are called the ANGLES. Planets, when found in the *angles* at birth, are far more powerful to good or evil, according to their natures, than in any other part of the figure. The most powerful angle is the *south*, or when a star is on the meridian above the earth; the next is the *east*, or when a star is ascending; the next is the *west*, or when a star is setting; the least powerful is the *north*, or when a star is on the nadir, or on the meridian under the Earth.—(See the plate, fig. 1.)

CHAP. VII.

OF THE TWELVE HOUSES OF HEAVEN.

HAVING divided the Heavens into *four* quarters, which we have shewn to be formed *by nature*, we shall now shew how these are again subdivided into *three* each, comprising in all *twelve* divisions, called the TWELVE HOUSES.

If the first degree of *Aries*, the beginning of the zodiac, be rising in the east, the opposite point of the zodiac (which is the first degree of *Libra*) must be setting at the same moment. If, then, we examine the heavens, we shall find that on the meridian (north) will be found the first degree of *Cancer*, and on the opposite meridian (south) will be found the beginning of *Capricorn*. Each of the meridians, therefore, are 90 degrees distant from the east point, or ascendant; but, for the sake of clearness, we will consider only the south meridian. If the Sun be in the first degree of *Aries* when rising, and the Moon be in the first degree of *Capricorn* at the same time, she must be on the south meridian, and be also at 90 degrees distance from the Sun, which is a *square* aspect to that body. If the Sun rise in the first degree of *Aries*, the day and night are then equal, each being 12 hours long. The Sun rises, in this case, at 6 o'clock, comes to the south meridian at 12, and

sets at 6 in the evening; and if we suppose the Moon to remain *fixed* on the meridian, the Sun will, two hours after rising, be within 60 degrees of her, having passed *one-third* of the distance from the ascendant to the meridian or mid-heaven: this is a *sextile* aspect. It appears, therefore, that *one-third* of the half of the arc formed by the Sun in his daily course being completed, he is found at a *sextile* aspect to the meridian. Of course, he must then be 30 degrees (a *semi-sextile*) from the horizon, or ascendant. Now this, being *one-third* of ONE QUARTER of the heavens, is *one-twelfth* part of THE WHOLE; and thus constitutes ONE HOUSE. In two hours more the Sun proceeds upwards another 30 degrees, and arrives at the distance of 60 degrees from the ascendant, and 30 degrees to the mid-heaven. This forms another *third* of the quarter contained between the east and the meridian, and becomes another *house*. When he arrives at the mid-heaven, at noon, he has passed a *third house*; whence it appears that there are *three houses* between the horizon and meridian, and the *beginning* of each is in aspect to *both* of those points. It is *this* circumstance of their being *in aspect*, and being found to operate *certain effects* which they do not when otherwise situated, that, no doubt, first gave rise to the division of the heavens into *twelve houses*. It is plain that, in passing from the mid-heaven to the western horizon, similar positions are formed; as

also in passing from the western horizon to the north meridian, and again from the north meridian to the place of Sun-rise, in the east. Each quadrant of the heavens produces *three* houses—each hemisphere contains *six*; there are, of course, TWELVE HOUSES.

NOTICE.—It matters not whether the Sun or any star be on the equator, and so divide the heavens into *equal* portions to constitute the houses, or be distant from the equator, and so divide the heavens into *unequal* portions; since *one house* in the course of any heavenly body will always measure exactly *one third part* of the arc that body forms between the horizon and the meridian. If it be more than 180 degrees, or 12 hours, *above* the Earth, it must be exactly so much less than 180 degrees, or 12 hours, *below* the earth; because it must be 24 hours (equal to 360 degrees) in passing from the meridian to that same meridian again. Hence, if you know the extent of *half its diurnal arc*, you have only to take that from 180 degrees (or, if it be given in time instead of longitude or right ascension, from 12 hours) to find the extent of *half its nocturnal arc*.

CHAP. VIII.

TO ERECT A FIGURE OF THE HEAVENS AT BIRTH.

THIS is merely to draw a map of the heavens as they may appear at the moment a child was born;

and according to the situation of the signs of the zodiac, the Sun, Moon, and other heavenly bodies, will be the destiny of the native or child then born, unless by care and prudence any portion of that destiny, being foreseen, may be avoided.

Take a pair of compasses, with a pen attached to one leg, and draw a circle to represent the heavens; within which draw a second smaller circle, to represent the Earth. Then draw a straight line through the outer circle (as in *fig. 1*) to represent the horizon; E being the east, where the Sun rises, and W the west, where the Sun sets. Then draw another line at right angles from the first, to represent the meridian; S being the south, where the Sun is at noon, and N the north, where the Sun is at midnight. These four points are the angles, or cusps, or beginnings of the 1st, 4th, 7th, and 10th houses; which are of most consequence in every figure of birth or nativity. Proceed to divide each of the four quadrants of the figure into three parts, by drawing four other lines, which are represented by the *dotted* lines in the plate. You will then have the twelve houses ready for representing the planets and signs as they may happen to be situated.—(*See fig. 2.*)

TO INSERT THE SIGNS OF THE ZODIAC.

1st, Look in White's Ephemeris for the year of birth, for the degree and minute of longitude the Sun was in at the noon *preceding* the time of birth;

and then find, in the table of A. R., what degree and minute that answers to : note this down. Then take the time of the birth after the last noon, and turn it into degrees and minutes by Table I, or by multiplying it by 15 ; add these sums together, and the amount will be the degree of *right ascension* on the meridian at the moment of birth.

Remark.—The true moment of birth is that when the child first draws breath, which is generally known by its crying ; and this may happen before the lower extremities of the child are born. This time must be corrected for the *equation of time*, by adding the time the clock is *after* the Sun, or subtracting the time the clock is *before* the Sun, previously to adding it to the Sun's right ascension at the previous noon, as above directed. This equation of time will be found in White's Ephemeris for every day at noon.

2d. Having found the *right ascension* of the meridian, or mid-heaven, at birth, look in the table of houses what degree of longitude it answers to, and write that down on the cusp of the 10th house or mid-heaven, and the same degree of the opposite sign on the opposite (the 4th) house.

3d. In the next column in the table of houses you will find the degree on the 11th house, and at the head of the column, or in some part of the column, above the line of figures you are using, the sign which is on that house, which write down accordingly, and the same

degree of the opposite sign on the opposite (the 5th) house.

4th. In the 4th column you will find the degree of longitude to be placed on the 12th house; place the same degree of the opposite sign on the 6th house.

5th. In the 5th column you will find the degree and minute of longitude on the ascendant, or which is actually rising at the moment of birth, and its opposite is, of course, on the 7th house, or descendant.

6th. Take the degree in the 6th column for the longitude of the 2d house, and its opposite for that on the cusp of the 8th.

7th. Take the degree in the 7th column for the longitude of the 3d house, and its opposite for the 9th house, and you will then have completed the cusps of the *twelve houses*.—(See fig. 3.)

EXAMPLE.—In “Moore’s Life of Byron” will be found a letter, written by Lord Byron, dated *Pisa, 10th December, 1821*, which contains these words—“This day and this hour (one on the clock), my daughter is six years old.” We will, therefore, take this as a well authenticated nativity, and erect a figure of the heavens for 1 hour, P.M., 10th December, 1815, at London.

1st. Referring to White’s Ephemeris for the noon *preceding* the time of birth, which was the noon of the 10th Dec. 1815, we find the Sun’s longitude was 17 deg. 37 min. of Sagittarius. The right ascension of 17 deg. of that sign is found to be $255^{\circ} 52'$, that

of 18 deg. of the same sign is $256^{\circ} 57'$; then, by the rule of three, say, if one degree or 60 minutes give the difference between these numbers, 65 minutes, what will 37 minutes give? Ans. 40 minutes, which, added to the first number $255^{\circ} 52'$, makes $256^{\circ} 32'$ for the Sun's right ascension at noon. And as the Sun is always on the meridian at noon, this was the right ascension of the meridian or mid-heaven at noon.

The time of birth, 1 hour after noon, is now to be corrected for the equation of time, as it was the time by the *clock*, and we require the time by the Sun. The clock at noon was 7 min. 9 seconds *after*, or slower than the Sun, and on the next day it was 6 min. 42 sec. slower: the difference is 27 seconds; hence, as 24 hours give 27 sec., one hour will give 1 sec., which taken from the 7 min. 9 sec., leaves the clock after the Sun 7 min. 8 sec., which must be *added* to the time of birth, 1, P.M.

	H.	M.	S.
Thus, time of birth.....	1	0	0
Add for the clock too slow	0	7	8

1 7 8 equal to

16 deg. 47 min.

Then to right ascension of mid-heaven } $256^{\circ} 32'$
 (or Sun) at noon..... }

Add the right ascension for time of } 16 47
 birth after noon }

The sum is the right ascension of the } $273^{\circ} 19'$
 meridian at the given moment of birth }

2d. This right ascension is found to answer to 3 deg. of the sign Capricorn: we, therefore, enter ♋ 3° on the cusp of the 10th house or mid-heaven (*see the figure*), and the same degree of the opposite sign ♈ on the 4th,

3d. In the next (3d) column will be found 22°; which shews that on the 11th house must be placed ♋ 22, and the like number of the opposite sign ♈ on the 5th house.

4th. In the 4th column will be found 17 deg. of Aquarius, as that sign is given at the head of the column; place this on the 12th house, and 17 of Leo on the 6th or opposite house.

5th. In the 5th column you find 7° 55', which denotes that 7 deg. 55 min. of Aries were ascending in the east; and after placing ♈ 7° 55' on the 1st, place ♏ 7° 55' on the opposite or 7th house.

6th. On the 2d house place what you find in the 6th column, viz. 22° Taurus; thus ♉ 22°, and on its opposite place ♊ 22°.

7th. On the 3d house place what you see in the 7th column, ♊ 15°, and on its opposite ♋ 15°. The figure will then display the signs of the zodiac as they were in the heavens at 1 P.M. 10th Dec. 1815, at *London*. (*See fig. 3.*)

TO PLACE THE PLANETS IN THE FIGURE.

Preliminary Observation.—The Ephemeris being calculated for the meridian of London (or Greenwich, which is the same thing in effect), if the birth take place as much as 15 miles to the eastward or westward of London, the time of birth must be corrected for the longitude of the place, to ascertain the time it was in London, before we find the planets' places.

Rule.—If the longitude be *east* of London, subtract 1 minute from the time given for every 15 miles of longitude; but if it be to the *west* of London, add 1 minute for every 15 miles of longitude.

Example.—If the birth be at Liverpool, the longitude of which is 3 degrees west, or 180 miles, add 12 minutes to the time given (since 180 divided by 15 gives 12), and you will have the time it was in London, for which the planets' places must be found.

To find the Planets' Places at Birth.

Rule.—Find the amount of longitude in the zodiac traversed by each planet between the noon preceding and that which follows the time of birth. Then say, If 24 hours give that amount, what will the time of birth from the preceding noon give? and add the result to the planets' longitude at the preceding noon.

Example.—In the nativity of Lord Byron's

daughter, ☉'s longitude at noon on the 10th December was $\uparrow 17^{\circ} 37'$ (the seconds when less than 30 may be omitted; if above 30 call them one minute, and add it to the minutes); on the 11th it was $\uparrow 18^{\circ} 38'$, the difference is 61 minutes; then, If 24 hours give 61 minutes, what will 1 hour 7 minutes give? Answer, 2 minutes 50 seconds, which, added to the ☉'s place at the preceding noon, gives ☉'s place in the zodiac at birth.

Thus ☉ at noon preceding $\uparrow 17^{\circ} 37' 21''$	
Longitude gained since noon	2 50
☉'s longitude at birth . .	<u>$17^{\circ} 40' 11''$</u>

The same by Proportional Logarithms.

To the arith. comp. of the log. of 24 hours	9.1249
Add the log. of longitude made in 24 } hours—1 hour, 1 minute . . . }	2.2481
And the log. of the time since noon—1 } hour, 7 minutes . . . }	2.2073
It gives the log. of 3 minutes . . .	<u>3.5803</u>

N.B. For rules to work these logarithms, see chap. ix, book 2.

Another brief Method used by the Author.

Divide the amount of longitude made in 24 hours, and also the time since noon, by 12; then multiply the quotients together, and the result is the answer

in minutes of a degree, the last figure being a decimal.

Example.—Longitude made in 24 hours 61 minutes, divided by 12, gives 5; time since noon, 67 minutes, divided by 12 gives $5\frac{1}{2}$; then $5\frac{1}{2}$ multiplied by 5 gives $27\frac{1}{2}$: the last figure being a decimal, the answer is $2.7\frac{1}{2}$, or 2 minutes and $7\frac{1}{2}$ tenths of a minute, which may be called 3 minutes.

In like manner find the ♃'s longitude at birth. Thus ♃ longitude on the 10th is ♎ $5^{\circ} 5'$, ditto on the 11th, ♎ $17^{\circ} 20'$, difference in 24 hours $12^{\circ} 15'$; this divided by 12 gives $1^{\circ} 1\frac{1}{4}'$, which, reduced to minutes, is $61\frac{1}{4}$, and multiplied by $5\frac{1}{2}$ produces $33.6\frac{3}{4}$, or 33 minutes $6\frac{3}{4}$ tenths, equal to 34 minutes: this, added to ♃ longitude on the 10th at noon, ♎ $5^{\circ} 5'$, gives her longitude at birth ♎ $5^{\circ} 39'$.

Having found the other planets' places, proceed to place them in the figure as follows:

1st. ☉. On the cusp of the 9th is ♏ 15° ; but as ☉ is farther on in ♏, place him inside the house: if he had been in less than 15° of ♏, he would have gone by the cusp of the 9th, and should be placed just outside.

2d. ♀. On the ascendant is ♎ $7^{\circ} 55'$; and as ♀ is not so far on in the sign, she appears to have passed the cusp, and must be placed just above the 1st house.

3d. ☿ is not so far on as the cusp of the 9th, and must be placed just outside the same.—N.B. His

place is only given for the noon of every 10th day at page 32 of the Ephemeris; but as his motion is very slow, his longitude is easily calculated.

4th. ι is in $\approx 8^{\circ} 36'$, and falls just outside the cusp of the 12th house, which is in $\approx 17^{\circ}$; he is, therefore, in the 11th.

5th. ζ in $\eta 2^{\circ} 15'$, and φ in $\eta 1^{\circ} 32'$, both fall in the 7th, because $\eta 22^{\circ}$ are on the cusp of the 8th.

6th. γ being farther on in φ than the cusp of the 1st, is in the ascendant, in $\varphi 20^{\circ} 26'$.

7th. δ being in $\uparrow 0^{\circ} 82'$, falls farther outside the 9th than does \mathbb{H} , and is near the middle of the 8th house.

8. The \mathcal{D} 's north node is in $\uparrow 24^{\circ} 57'$, and falls in the 9th house, farther on than \odot ; the \mathcal{S} , the south node, is always opposite to it, and is of course in $\Pi 24^{\circ} 57'$ in the 3d house. The figure is now complete. (*See fig. 3.*)

CHAP. IX.

TO FIND THE PLANETS' LATITUDES, DECLINATIONS, &c.;

1st. *The Latitude.*—THIS is given in the Ephemeris for every day at noon for the Moon; and the proportional part may be found by either of the rules given for finding the longitude.

The Sun never has any latitude. The other planets' latitude is given for every 6th day; and the

proportional part may be found by the golden rule, with great ease.

Example.—The latitude of Mercury on the 7th of December, 1815, was $1^{\circ} 33'$ north, and on the 13th it was $0^{\circ} 49'$ north, difference 44 minutes; then if 6 days give 44 minutes, what will 3 days and 1 hour (the time between the 7th day at noon and the time of birth) give? Answer, 22 minutes, which, taken from the latitude of Mercury at noon on the 7th, as he is decreasing in latitude, leaves his latitude at birth $1^{\circ} 11'$ north.

Observe.—If the planet pass from north to south, or from south to north latitude, *add* the amount of each to find the *difference*.

2d. *The Declination.*—On this depends most of the other data for ascertaining the arcs of direction, by which the period of the various events in life is known. It should be accurately calculated. In Wilson's Astrological Tables it is given for every even degree of longitude and latitude in which the planets can be found; but as they are seldom in an even degree, it is necessary to take the proportional part both for the longitude and latitude.

Example 1.—The Sun is in $\uparrow 17^{\circ} 40'$, the declination of $\uparrow 17^{\circ}$ is $22^{\circ} 50'$, that of $\uparrow 18^{\circ}$ is $22^{\circ} 56'$, difference 6 minutes; then say, As one degree or 60 minutes are to 40 minutes, so are 6 minutes to the number sought, 4 minutes, which add to the declination of $\uparrow 17^{\circ}$, as the Sun is *increasing*

in declination, and the Sun's declination will be $22^{\circ} 54'$, and, as he is in a southern sign, it is *south*.

Example 2.—To find the Moon's declination in the nativity of the Hon. Miss Byron, look for the Moon's longitude $\gamma\ 5^{\circ}\ 39'$ in the Table. Opposite the longitude of 5 degrees of γ , under the column of 5 degrees south latitude (nearly the latitude of the Moon), are found $2^{\circ}\ 36'$; and in the same column opposite 6 degrees are found $2^{\circ}\ 12'$, the difference is 24 min.; then say, If 60 min. (one degree) give 24, what will 39 minutes give?

$$60 : 24 :: 39$$

24

156

78

60)936

Answer 15.36 , or 15 min. 36 seconds *minus*.

Next look for the difference between 5 degrees of latitude and 6 deg. opposite the 5th degree of longitude: this will be found to be 55; then say, If 60 give 55, what will 11 (the Moon's latitude over and above 5 degrees) give?

$$60 : 55 :: 11$$

55

55

55

60)605

Answer 10.5 *plus*.

Then, as the difference for the minutes of longitude is *minus*, and the difference of the minutes of latitude is *plus*, subtract one from the other.

$$\begin{array}{r} 15' \ 36'' \text{ minus} \\ 10 \ \ 5 \text{ plus} \\ \hline \end{array}$$

And you will have, diff. 5 31 *minus*, to be taken from the first number 2° 36' which is opposite 5 deg. longitude, and in the column of 5 deg. latitude. As the seconds are over 30, call this correction 6 min., which, taken from 2° 36', leaves the Moon's true declination 2° 30', which is *south*, since the Moon, though in a northern sign by longitude, is still south of the equator by reason of her great south latitude.

Observe.—If both corrections be *plus*, or both *minus*, add them together to find the true correction, which if *plus* add to, and if *minus* take from the number opposite to the *even degrees* of longitude and latitude which the planet has just passed.

3d. *The Right Ascension.*—This is found in Wilson's Tables by the same process as the declination: if less than 180 degrees it is north, and if it exceed 180 degrees it is south. It is counted from the beginning of γ , and is the measure of a plain sphere or circle, which passes over the meridian once in 24 hours; and, as it amounts to 360 degrees, it follows that 1 hour is equal to 15 degrees, and *one degree* being the equivalent to one-fifteenth part of an hour, is equal to 4 min. in time. Hence it follows, that an

error of 4 min. only in the supposed time of a birth will cause an error of *one entire degree* in the right ascension of the meridian. And as all the aspects of the planets to the meridian or to the ascendant are measured by right ascension, the error of only *one minute* in noting the time of a birth will cause an error of 15 minutes of a *degree*, or one quarter of a degree in the arc of direction; and as the time of events is ascertained by the right ascension of the Sun, which increases about *one degree* in *one day*, and as one day after birth answers to one year of life, the result is, that an error of *one minute* in the time of a birth will cause an error of a quarter of a year in the expected time of an event. This causes predictions to be incorrect as to time, unless the estimated time of birth be scrupulously exact, or the true time be found by comparing the arcs of direction with some events which have occurred to the native.

4th. *The Meridian Distance.*—This is found by taking the difference between the A.R. (right ascension) of the mid-heaven and the planet, if it be above the horizon; and the difference between the A.R. of the cusp of the 4th house or north meridian (called also the lower heaven), if the planet be below the horizon. The A.R. of the lower heaven, or 4th house, is found by adding 180 degrees to A.R. of the mid-heaven or 10th house, and, if it exceed 360 degrees, take that number from it.

Example.—To find the meridian distance of Saturn in the nativity of Lord Byron's daughter :—

A.R. Saturn . . .	311° 17'
A.R. of the Meridian . .	273 19
<hr/>	
Saturn's Meridian dist.	37 58

6th. *The Semi-Arc.*—This is the half of the planet's duration above or below the horizon, and may be measured in hours and minutes, or in degrees and minutes of a degree.

Rule 1.—Seek in the Table of Ascensional Difference for the elevation of the pole (which means the latitude of the country) where the native was born, and opposite to the declination of the planet will be found the ascensional difference.

Rule 2.—Bear in mind that, if the planet have no declination, it is on the equator, and must be just 12 hours (or 180 degrees) above the Earth, and the same space below. But if it have declination, it must have ascensional difference, which is the extent of time (if turned into time) it will be above 6 hours in passing from the horizon to the meridian, or less than 6 hours in so doing. If taken in degrees, it is the extent above or beneath 90 degrees, which it describes in passing from the horizon to the meridian.

Rule 3.—If the planet be *above* the Earth, and in *north* declination, add the ascensional difference to 90 deg. to find its semi-arc; and if it be in *south* de-

clination, subtract the ascensional difference from 90 degrees for its semi-arc.

Rule 4.—If the planet be *below* the Earth in *north* declination, subtract; but if it be in *south* declination, add the ascensional difference to 90 deg. to find its semi-arc.

Note.—Having found its semi-arc, either above or below the Earth, you may find its other semi-arc by subtracting the one you have from 180 degrees.

Example 1.—What is the semi-arc of Saturn in the Hon. Miss Byron's nativity?—Saturn is *above* the Earth, and in *south* declination; he is a shorter time above the Earth than below; therefore his asc. diff., which is found under the pole or latitude of London $51^{\circ} 32'$, and opposite Saturn's declination $18^{\circ} 57'$ to be $25^{\circ} 36'$, is to be taken from 90° , which leaves $64^{\circ} 24'$ for his semi-arc diurnal.

Example 2.—The Sun's asc. diff. under the same latitude and $22^{\circ} 54'$ declination is $32^{\circ} 5'$, which, taken from 90° , gives $57^{\circ} 55'$ for the Sun's semi-arc; this doubled is $115^{\circ} 50'$, and turned into time is 7 hours 43 min. 20 seconds, the time of the Sun's stay above the Earth.

These are the only data required to proceed to calculate the arcs of direction, by which not only the nature of the events which shall befall the native may be foreseen, but also the period when they shall occur (to within a few days) may be undoubtedly ascertained.

For the purpose of reference we will here give them all in

A Speculum (or Table of Data) in the Nativity of Lord Byron's Daughter.

Planet.	Latitude.	Declin.	Right Ascension	Meridian Distance.	Semi-arc.	Remarks.
☾	0.4 N	21.35 S	246.3	27.16	60.8 D	The Moon, though above the Earth, apparently by her longitude, is in reality under the horizon, owing to her great latitude: she is, in fact, farther from the horizon than Mars, as will be found by taking her meridian dist. $86^{\circ} 4'$ from her semi-arc $93^{\circ} 9'$; the diff., which is always the planet's dist. from the horizon, being $7^{\circ} 5'$, while the diff. of Mar's merid. dist. and semi-arc is only $4^{\circ} 42'$.
♄	0.51 S	18.57 S	311.17	37.58	64.24 D	
♅	1.8 N	11.12 S	210.27	62.52	75.34 D	
♂	0.25 N	8.23 N	18.42	74.37	79.19 N	
☉	* *	22.54 S	256.35	16.44	57.55 D	
♀	2.35 N	9.36 S	210.17	63.2	77.43 D	
♂	1.11 N	19.7 S	238.24	34.55	64.8 D	
♂	5.11 S	2.30 S	7.15	86.4	93.9 N	
⊕	—	2.30 S	81.54	11.25	93.9 N	

CHAP. X.

TO JUDGE THE FUTURE FATE BY THE FIGURE OF
THE HEAVENS AT THE MOMENT OF BIRTH.

Remark.—THE word fate does not here imply *inevitable* fate; for though the planets produce a certain *influence* on the native's affairs, yet that influence is capable of being *opposed* by the human *will*, and may by that means be either overcome entirely or greatly mitigated. If, however, it be *not attended to*, but allowed its full scope, it will then certainly produce its full effect; and the reader must remember, that astrologers, in predicting events, always pre-suppose that this last circumstance will be the case.

RULE TO JUDGE OF THE PERSON.

Consider the planets in the ascendant, if there be any, and the sign ascending, and also those planets which throw an aspect to the cusp of the ascendant; and make a judicious mixture of these.

Example.—In the nativity of Lord Byron's Ada, we find the Moon and Mars ascending, and placed in ♿. The native will be of moderate stature, rather lean neck, &c., and her eyes quick and darting, with a resolute glance. She will have some colour, occasioned by Mars; but yet the Moon tends to give pale-

ness ; and I have no doubt that she has some cut or mark in the face. Her hair will be rather strong, and of a reddish tint, though the Moon again tends to correct this, which is produced by Mars. The Sun is on the cusp of the 9th house, throwing a trine aspect to the ascendant, and Saturn, being in the 9th degree of ♊, throws a sextile aspect to the ascendant. The Sun causes a bright golden-tinted hair, and Saturn causes dark hair: the result is, that I judge that her hair is what is called a bright auburn colour, inclining to redness in a very small degree. The words of Ptolemy are, “ Mars, ascending, gives a fair ruddiness to the person, with large size ; blue or grey eyes, a sturdy figure, and a moderate growth of hair.” He says, “the Moon generally contributes better proportion and greater delicacy of figure.” Hence, I conclude that this native is a well-made elegant girl, of extremely good carriage. There is a conjunction of Venus and Jupiter in the figure ; and I have observed this produces fine blue eyes. She has, then, in addition, beautiful eyes ; and I have no doubt is a fine specimen of the beauty of English females.

RULE TO JUDGE OF THE MIND.

Consider the sign ascending and the planets in the ascendant (if there be any), and those which aspect the ascendant ; but consider *chiefly* the Moon and Mercury, how they are situated, and how they are

aspected; and remember, before judging of the effect of any planet upon the ascendant, the Moon or Mercury, to observe how that planet is itself affected by aspects of other planets; because the rules in Chap: III are to be understood of the planets when pure from the admixture of others. Every planet *acts* upon every other its aspects, except the Moon and Mercury, which are purely passive.—N.B. ☿ governs the intellect, and ♃ the sensual faculties.

Example.—In Ada's nativity we find Mars in the ascendant in trine aspect to the Sun: this in the words of Ptolemy renders her "noble, imperious, irascible, warlike, versatile, and powerful in intellect." The Sun in trine to Mars, "co-operates to increase probity, industry, honour, and all laudable qualities." The Sun being in good aspect to the ascendant, causes a degree of pride or feeling of dignity. Mars has the zodiacal parallel of Venus, which Ptolemy says "renders the mind cheerful, docile, friendly, complacent, joyous, playful, frank, delighting in songs and dancing, amorous, fond of the arts and of dramatic personation, * * brave * * * sensible, cautious, and discreet; * * * *quick in anger*, extravagant in expence, and jealous." The Moon having the conjunction of Mars, will render the native bold and enterprising, and the more so as it falls in the ascendant. To this the good aspect of the Sun contributes to add an indomitable spirit, which, if occasion should offer, will display the native to the world

a perfect heroine. The Moon and ascendant being in a moveable sign will, however, add to the versatile character of the native, "who will be," says Ptolemy, "susceptible of change." The most remarkable feature in this nativity, as regards the situation of Mercury, is his trine aspect to the Moon; as good aspects between the Moon and Mercury are the best evidence of intellectual ability. The native has undoubtedly great talent. A farther proof of this is, Mercury being several degrees from the Sun, as this planet, when within a few degrees (6 or 7) of the Sun, is much weakened. Mercury in conjunction with Herschel, and the Moon in trine to Herschel, renders the native eccentric and fond of curious studies. The close zodiacal parallel of Mercury with Saturn will tend to add seriousness to the native's character, and, says Ptolemy, she will be "inquisitive, loquacious, studious * * mystical * * improvident, cunning, familiar with business, quick in perception, *petulant*, accurate (in judgment), meditative, fond of employment."

In short, this is no common-place nativity; this scion of the great Byron will inherit much of his wonderful mind, and be a shining star among the fair nobility of England.

THE DURATION OF LIFE.

This point should be decided, if it be the nativity of a child we are about to judge, before any other matter; as, if the heavens deny life, other matters are of no consequence. The hyleg being supported by benevolent planets in conjunction, parallel, or good aspect, and being at the same time angular and free from affliction, that is, the evil aspects of evil planets, is the *chief* sign of life continuing; and in proportion as the luminaries and ascendant are well aspected by the benefics and among each other, and free from evil aspects of malefics, the benefics being in angles, will the constitution be strong: If the hyleg, the lights, and the ascendant be all afflicted, the evil planets being angular, their ill aspects close, and there be no assistance to the hyleg by the good planets, the child will die in infancy: if there be some assistance, but yet the evil exceed the good, the constitution will be weak, and the first train of evil directions will destroy. The *last aspect* formed by the ☉ and ♃ is of great importance, and must be well considered.

N.B. Weigh well all the testimonies before you decide.

Example.—In Ada's figure of birth, the Sun ☉ being in the 9th house, is the hyleg. He has the mundane sextile of Jupiter and Venus nearly, being within $9^{\circ} 21'$ of the * of ♈, and $11^{\circ} 14'$ of that of ♎. He has also the semi-quartile of the benefics in the zodiac, which assists to strengthen the constitution,

for any aspect of the benefics has this effect, but the good aspects most. The benefics being in an angle, and in conjunction with each other, are powerful, but their power is something diminished by being in \square aspect to Saturn. The Sun has also the *trine* of the Moon in the world, the Moon being $7^{\circ} 5'$ inside the ascendant, and the Sun $2^{\circ} 34'$ inside the 9th, which houses are 4 houses apart, a Δ aspect. There is nothing more to strengthen the Sun, and as he has nearly a \square aspect of I_2 , being only $7^{\circ} 2'$ off, and is within $9^{\circ} 10'$ of a parallel to Saturn from the meridian by rapt motion, and is in semi-quartile to Saturn in the zodiac, and in zod. parallel to Herschel, who is evil, though not so much so as Saturn, the hyleg is certainly not very strong in this nativity. The evil of Saturn is somewhat abated by his having a mundane Δ to the two benefics. As to the Moon and ascendant, they are so near that they may be judged of together. The presence of the Sun in Δ to them both certainly strengthens those points; but Mars being in the ascendant and close to the Moon, and Saturn within $5^{\circ} 46'$ of a semi-quartile, and I_2 and Herschel near the middle of the 8th in sesquiquadrate to the ascendant, weakens both of them extremely. The evil clearly preponderates, and (as may be seen in the table of directions) there being many ill directions in infancy to the hyleg (the Sun) and to the Moon and ascendant, I am certain that this lady had *much ill health in infancy*, and that she has *by no*

means a strong constitution ; consequently she cannot be expected to be free from many serious attacks of illness, and it may be judged that she will not live to a great age.

HURTS, INJURIES, AND DISEASES.

The ascendant and its opposite, and the planets afflicting the hyleg, must be considered ; and judgment must be inferred from their general character. If the Moon be afflicted by the Sun, the native is liable to injuries in the eyes, especially if at the same time she be afflicted by malefics and near nebulous stars, such as the Pleiades. And if the ☉, being hyleg, be afflicted by Saturn, that evil planet being angular, the native is liable to die of consumption. If the ☉ be setting at birth, and in the sign Leo (particularly when in close ☿ with *Assellus* in 6° of Leo), and be afflicted by evil planets, the native is liable to injury by *fire* ; and if the Moon at the same time be much afflicted by Mars, and Mars be descending, the native is extremely likely to be burned to death. Observe, that if both ☉ and ☽ be afflicted in the ascendant, the native is liable to violent *injuries* or *hurts* ; and that if the lights or afflicting planets are in or near the 7th, especially near the cusp, then considerable *diseases* ensue*.

* As this work is merely to teach the elements of the science, the student is referred to Ptolemy (Book iii, chap. 17), or to Wilson's *Astrological Dictionary*, for further information on this head.

Example.—In the nativity we have been considering, the Moon being in the ascendant, in close conjunction with Mars (only $1^{\circ} 34'$ distant), I judge that the native will be liable to suffer some injury or accident by a blow or cut in the face, and may even lose the *sight* of an eye, or have to undergo a surgical operation. The period when this is most likely to occur depends on the directions.

DISEASES OF THE MIND.

Observe the positions of Mercury, the Moon, and ascendant. If these be unconnected with each other, and be afflicted by Mars and Saturn, these evil stars being in angles, and no assistance given by the benefics, the persons born will be subject to epilepsy or falling fits, and to insanity. If “Saturn be so posited by day and Mars by night,” the former diseases will occur; but “when Saturn may have dominion by night or Mars by day (especially if in Cancer, Virgo, or Pisces), the persons born will become insane.” (See Ptolemy, Book iii, chap. 19.)

Example.—George the Third was born at 7h. 46m. A.M., June 4th, 1738. Mars was on the cusp of the meridian, squaring the ascendant, and in zodiacal square to the Moon. Mercury was conjoined with Saturn, and neither the Moon nor Mercury in any aspect to the ascendant, or to each other. Under ill directions the royal native became *insane*, according

to Ptolemy's rule ; and but for ♀ having a * of ♃, he would have been so much earlier in life. The conjunction of ♀ with Mercury assisted also, but being with Saturn and applying to zod. ☐ of ♂, she could not prevent the disease entirely. (*See the figure.*)

THE FORTUNE OF WEALTH.

The position of the part of fortune, the Sun and Moon, and the aspects to these, must be referred to for this matter. If they be in good position, that is, angular, and well aspected of the benefics, and among themselves, the native will enjoy *much wealth*. If they have a cadent situation, be under the earth, and afflicted by ill aspects of the malefics, without any assistance from the benefics, the native will always be poor. If there be a mixture of these circumstances, the native will have a middling portion of riches.

Jupiter has most power to give wealth. If he be with the ☍, and in parallel with or good aspect to the Moon and angular, then wealth will flow in upon the native amain.

Saturn, when strong, will, if throwing good aspects (not being in conjunction or parallel), give the native wealth by agriculture, buildings, &c. and, if ♃ assist, by inheritance.

Mars in the same way gives wealth by military means. "Venus by means of friends, especially

females, and by the dowry of wives. Mercury by the sciences and by trade." The D with M in an angle brings riches; if with I , poverty.

THE FORTUNE OF RANK.

"The disposition of the luminaries, and the respective familiarities, exercised by the stars attending them, are to be considered as indicative of the degree of rank or dignity." (Ptolemy, Book iv, chap. 3.) In addition to this rule I consider the mid-heaven. If the luminaries be well placed and aspected, and there be good stars on the mid-heaven or approaching thereto, or in good aspect to that point, and the luminaries be *in good aspect to each other*, the native will rank high in the world. If the lights be cadent, and in no good aspect to the benefics or each other, and the meridian have no good aspect of the lights or benefics, the native never gains any fame; and if I afflicts the meridian, he meets disgrace. If Mars be strong, and in good aspect to the meridian and the lights, he may gain martial fame. M on the mid-heaven, and the Sun and Moon in X to each other, the Moon having the Δ of M , is one of the best positions for rising in the world. This was the case with Arthur Duke of Wellington, who rose by the power of his stars to the highest rank. I have never seen this in any other nativity. M in the 10th house, if not much afflicted, will alone cause the native to

do extremely well in the world. ♃ in that house, if not extremely well aspected, will bring him to shame and beggary.

THE QUALITY OF EMPLOYMENT.

The planet nearest the Sun and that which is in the mid-heaven (or aspecting), especially if in familiarity with the Moon, has most influence in this question. If Mercury alone rule, he makes writers and travellers, merchants, &c.; connected with Saturn, he causes them to “become managers of the affairs of others.” If Jupiter aspect him, they will be pleaders, painters, &c. or hold office about eminent personages. Venus ruling makes wine-merchants, dealers in colours, dyes, perfumes, drugs, &c., and dealers in garments or apparel, &c.: if connected with Saturn, she makes persons have to do with amusement, players, jugglers, &c.: if with Jupiter, persons attending exhibitions, &c.; and I believe priests who have much personal decoration—as catholic priests, bishops, &c. and they will gain by females. Mars ruling alone makes martial men, and, if in Cancer or Pisces, naval men. The Sun joined with him, being near the mid-heaven, or in aspect, makes persons dealing with fire or metals, the latter especially if in Taurus or Leo. “If Mars be separated from the Sun, he makes shipwrights, smiths, agriculturists, stonemasons, carpenters, and subor-

dinate labourers, &c.” “If Saturn bear testimony, in addition to Mars, persons become mariners, workers in wells, vaults, &c. under ground, painters, keepers of cattle, cooks, butchers, &c.” If Jupiter join with Mars, they will be soldiers, innkeepers, tax-gatherers, mechanics, &c. If Mercury and Venus become joint arbiters of employment, they produce musicians, dancers, poets, weavers, and painters, &c. Jupiter in connection with them makes magistrates and senators, as also teachers of youth. Mercury joint with Mars makes surgeons, statuaries, boxers, &c. N.B. If Mercury be most powerful, they will be scientific; and if Mars be strongest, they will be more violent or wickedly inclined, and cruel in their practices. If Saturn join these two, they will be thieves (especially if the Moon be in ill aspect to Mercury) and swindlers; if ♃ be in ill aspect to ♄, they will be robbers or assassins. If Jupiter join ♀ and ♂, they engage in honourable warfare, and are industrious. If Venus and Mars rule together, persons will be dyers, workers in tin, lead, gold, silver, medical drugs, and also physicians. Saturn with them makes undertakers, grave-diggers, mutes, &c. Jupiter will bring them support, by being placed to govern over women, &c. and holders of sacred offices.

If the ♃ be near the mid-heaven, she causes many changes of employment; and in Virgo or Scorpio, says Ptolemy (to which may be added Gemini and Pisces),

and in connection with ☿ (and especially if ♀ be on the mid-heaven), she makes astrologers*. This is the more likely, if Herschel be strong and aspected by ☿ or even ♃.

Observe.—These are merely the general elements of the science on this head; and if the learner would ascertain farther particulars, he should study Ptolemy (Book iv, chap. 4). And here let me advise him to make due allowance for the different state of society under which Ptolemy wrote; and not trust to Mr. Wilson's strictures on that great philosopher.

MARRIAGE.

As regards men, observe the Moon and Venus. If ♃ be found between the eastern horizon and meridian, or in the opposite quadrant, she causes them to marry early in life, or, after they have passed their prime, to women younger than themselves. If she be in the other quarters of the figure, they will marry late in life, or to women older than themselves. If she be configured with Saturn, it delays marriage; and if within a few degrees of the Sun, or in evil aspect to the Sun, the same: if both these testimonies concur, the ♃ being at the same time occidental, they never marry. If ♃ be oriental, and especially

* It is remarkable that ♀ was in the mid-heaven at the birth of the late author of the Prophetic Messenger, and the author of the True Prophetic Messenger, and also of Zadkiel the Seer; the Moon in each case having much connexion with ♀ and ☿, and also some other similar affections.

if angular, and in aspect to many planets, they being strong, and she be situated in Π , \ddagger , or \times , they may marry more than once. If D *apply* to h by aspect, the wife will be morose and grave; if to u , well conducted and economical; if to g , bold and refractory; if to q , cheerful and handsome; and if to x , a clever sensible woman. If q be connected with u , h , or x , the wives will be provident and attached to their families. If she be connected with g , they will be violent and ill-conducted, especially if it be by evil aspect. If the D be in good aspect to the \odot , and the \odot be not afflicted, the native marries a person of respectable connexions. If good planets be found in the 7th house, the individual (whether male or female) is happy in marriage; and if evil planets be there, the reverse. Herschel in the 7th is evil; and if he afflict the Moon in a man's nativity, or the Sun in a woman's, he destroys domestic happiness.—N.B. This, however, is a secondary judgment.

For the marriage of women regard the Sun, Venus, and Mars. If the \odot be oriental, they marry early, or to men younger than themselves; if \odot be occidental, they marry late, or to elderly men. If the Sun be angular, and in aspect to many planets, especially from Π , \ddagger , or \times , they marry more than once. Saturn configured to the \odot (if the \odot *applies* to him) gives steady husbands, but morose; Jupiter gives honourable, noble characters; Mars violent,

rash, unfeeling men; Venus amiable, handsome husbands; and Mercury clever, intelligent, and provident characters. If ♀ be with ♃, or in aspect to him, the husband will be dull and laborious; if with ♄, just and honest; if with ♂, rash men and adulterous; if with ♁, clever, but fond of change.—N.B. If ☉ or ☿ apply to ♀, the wife or husband will be eccentric. If the ☉ have no aspect with Mars, and Mars be weak in the figure, the female native does not do well in marriage; and if ☉ be in ill aspect to ♃ at the same time, she will be likely to live single.

Example.—In the figure of the heavens at Ada's birth we find the ☉ in Δ aspect to ♂, this planet being angular and strong; and this is a proof that the native, if she live, will marry. As the ☉ is occidental and cadent, I judge that she will not marry very early in life, or, if she do, that it will be to a man some years her senior. The ☉ has no other application than the Δ of ♂, and therefore, though he be in ♄, I judge that she will never marry more than once. The planet the ☉ applies to being ♂, does not promise a very good husband; but yet as there is a benevolent conjunction of ♄ and ♀ in the 7th house, I believe that the evil effect of Mars will be corrected; and besides, as ♂ has the parallel declination of ♀, who is very powerful, being angular and joined with ♄, the native's husband will be a good man, fond of his wife, and well conducted;

but he may be what is called hasty, and at times a little irregular. ♂ in ♈ shews a man who is very respectable, and probably one who holds some high military rank. He will be a tall, fine-looking man, with bushy, curling hair, reddish; one who is noble and courageous.

CHILDREN.

The 10th and 11th houses, and their opposites, must be considered. If no planets be in the 10th or 11th, consider whether there be any in aspect to them, or placed in or aspecting the 4th or 5th houses. The ♃ , ♄ , and ♀ give offspring; and ☉ , ♂ , and ♅ , deny children, or allot but few. ♄ acts according as he may partake of the nature of the three former or three latter; and if oriental he gives children, if occidental he does not. If children are promised by other planets, yet ♂ or ♅ be found in the 5th house, especially in ♈ or ♊ , the native will lose many children, and have much trouble by them. If the benefics only be in the 5th, the native has much happiness by his children.

Example.—In the nativity of Lord Byron's daughter, we find ♅ in the 11th house, and ♂ in ☐ aspect to the cusp of the 5th: these are testimonies of no children; but as ♄ and ♀ throw a ♁ to the 10th, she may have some children born; but I judge that she may hardly expect to have above *one* who will live to adult age.

TRAVELLING.

The Sun, Moon, Mars, and Part of Fortune, are to be considered. If they, or the most of them, be cadent, the native will travel. If the \oplus alone be cadent, it will cause many journies; but the Moon is the chief significator of journeying and voyages.

Examples.—In the nativity of the Hon. Miss Byron, we find the Sun cadent in the 9th, and \oplus cadent in the 3d; hence I conclude that she will take several journies in the course of her life, and be rather given to travel. In the nativity of this young lady's celebrated father, the Moon and Mars were both cadent in the 9th, and the Sun in the 3d, while the \oplus was just fallen from the 7th angle; and he, it is well known, spent most of his days in travelling.

THE KIND OF DEATH.

If the ascendant and the hyleg be well aspected, and if \mathcal{U} , \mathcal{F} , \mathcal{D} , or \mathcal{X} , well aspected, be placed in the 8th house, the native dies a natural death. A violent or remarkable death happens when both the malefics attack both \odot and \mathcal{D} , or even only one, and at the same time the ascendant be afflicted. If an evil planet be placed in the 8th house, it is an additional testimony of a violent death; but if it be there when the other testimonies do not occur, then

it merely shews a painful death. ♀ causes slow lingering deaths, and ♂ causes them to be more sudden.

Rule.—The nature of the death is to be judged of chiefly by the directions in operation at the time:—

Saturn causes all cold diseases, coughs, agues, rheumatism, consumption, dropsy, &c.; and if violent symptoms are perceived, he brings death by blows, falls, suffocation, &c.

Jupiter brings death by quinsey, impure state of the blood, liver complaints, diseases of the lungs, &c. If violence attend the death, it may be by sentence of a judge.

Mars causes death by fever, wounds, spitting of blood, erysipelas, childbirth, &c. If by violence, he kills by gun-shot or swords, suicide or *fire*.

Venus produces death by cancer, scurvy, dysentery, diabetes or wasting away, fistula, and putrid diseases. If violence attend, she causes poison.

Mercury kills by fury, madness, melancholy, epilepsy, coughs, and obstructions. If violence concur, he brings death by accident in sport or by robbers.

The Moon.—When the ascendant or ☉ be hyleg, the Moon will assist in causing death by cold phlegmatic diseases, and if she be placed in ☊, ♎, or ♋, by drowning.

The Sun will assist to cause death by his ill aspects to the ascendant or ☽ if they be hyleg, and then he

acts like Mars, and if in *Leo*, will produce death by FIRE, if other testimonies accord.

Observe.—The benefics cannot cause death of themselves; and their ☐ or ☿ aspect will frequently save life when they fall amidst a train of evil directions. But if the influence is too powerful for them to save, or they be themselves vitiated or too weak to save, then they assist to cause death in the manner described. Herschel cannot kill by himself, but his ill aspects assist to destroy life; and where they concur, will produce something sudden, singular, or extraordinary in the nature of the death.

Rule.—DEATH IS ALWAYS CREATED BY A TRAIN OF EVIL DIRECTIONS TO THE HYLEG AND OTHER VITAL POINTS. And remember, that if the *hyleg* be not afflicted, the *life* will not be destroyed, however evil the directions, and however much they may injure the health.

Example.—In the nativity of Ada, we find the Moon in conjunction of Mars in the ascending angle; and the Sun (*hyleg*) applying to a parallel of Saturn; thus we may conclude that the native will die, eventually, of some *feverish* complaint; and though it may carry her off rather suddenly, yet I judge that it will proceed from natural causes. It is not unlikely that the position of Mercury in the 8th house (he having the declination of Saturn, and therefore partaking of his evil nature) may bring on the disease through a severe cold or cough, and

that considerable delirium may attend.—N.B. This judgment is necessarily only of a *general* nature; as, according to the rule, we must look chiefly to the directions in operation at the fatal period.

CHAP. XI.

TO JUDGE OF THE EFFECTS OF DIRECTIONS.

Rule.—CONSIDER well the general nature of the planet casting the aspect, and also the manner in which he is situated as regards other planets at birth; and observe, also, what other directions are near at the time; and then, according to the native's situation in life, judge of the effect.

1st, *Saturn* to an ill aspect of the ascendant brings cold diseases and lingering complaints; in a watery sign, danger of drowning, dropsy, &c.; in a fiery or airy sign, danger of falls, blows, &c.; in an earthy sign, accidents by being crushed or bruised, or buried alive. His ill aspects to the M. C. cause injury to the native's affairs by death of relations, being wronged by elderly persons, and a general tendency to trouble and misfortune. His ill aspects to the Sun produce similar effects, with much evil to the native's father, quarrels with persons in power, or with his relations, especially his father. To the Moon, much mischief to the native's health, and many troubles; his affairs go wrong, and he is gene-

rally unfortunate. To the \oplus , loss of property by various means, often imperceptibly. The Δ or \ast of Saturn to the ascendant or the \triangleright renders the native grave and steady, and these aspects to either of the five moderators (viz. \odot , \triangleright , \oplus , ascendant, and M. C.) will produce benefits by old persons, legacies, &c. also by dealing in land or houses, or with saturnine people or things.

2d, *Jupiter*.—The good aspects to either of the moderators produce prosperity, increase of wealth, new friends, honourable employment, the birth of children, or their settlement in life, and an improved state of health and much happiness. The semi-quartile, \square , \mathcal{S} , or sesquiquadrate, will cause quarrels with clergymen, magistrates, landlords, &c., losses in trade or by travelling, &c.; but, unless \mathcal{U} be extremely ill aspected at birth, his ill aspects by direction will not cause any permanent evil.

3d, *Mars*.—His evil aspects produce accidents by fire, fire-arms, cuts, blows, injuries by animals, &c.; also violent diseases, especially if it be to the hyleg; death of relations, &c. In airy signs he causes falls; in fiery, fevers, hurts by fire; in earthy, pestilential complaints; in watery, scalds, fluxes, peril by water, and inflammations. He causes losses by robbers, fraud, &c.; and by means of military men, or persons in power, he brings various injuries. But although his conjunction with \odot is reckoned an *evil* aspect, it will (if he be well aspected at birth) sometimes cause

military honors, or success in the native's trade or profession, when it is *to the mid-heaven*. His * or Δ causes military advancement, the birth of children (generally males), journeys, and success in trade or employment, especially if a surgeon, chemist, or dealer in metals. His good aspects frequently cause marriage, especially in a female nativity, except those to \oplus , which give increase of wealth only.

4th, *The Sun*.—The Sun acts in a medium manner between the natures of Jupiter and Mars. If he come to ζ of the Ascendant, being at birth well aspected, he may give fame and reputation, and the native is successful in all matters connected with people in power. If he be ill aspected, he is likely to give disease in the head; and if in a fiery sign, or if the Sun be afflicted by Mars, it causes fevers. The ζ with the M. C. will cause honours, if well aspected at birth; but if in conjunction with Mars at birth, he may very likely cause evil. The \odot coming to ζ with \mathfrak{D} , will cause journies; and if \mathfrak{D} be well situated, it gives some preferment; if otherwise, it brings sickness, especially humours in the head, diseases in the eyes, &c. It frequently happens that the native marries under this direction, especially if others tending to produce marriage accompany it; but as it generally makes him fickle and extravagant, such marriages are not fortunate, unless \mathfrak{D} be very well situated at birth. The good aspects of the Sun to the Ascendant, M. C., \mathfrak{D} , or \oplus , also his arrival by

direction to his own \star , produce benefits, preferment, increase of wealth, marriage, children, &c. If he be well placed and aspected at birth, his return to his own declination will also cause benefits, good success, &c. His evil aspects cause disease, disgrace, loss of friends, deaths of relations, and many evils. His arrival at his own semi-quartile is evil: his own square extremely so.

5th, *Venus*.—Her good aspects produce health, and give an inclination to enjoy pleasure and amusement. She causes benefits by females, marriage, the birth of children, their settlement in life, &c. Her evil aspects cause trouble by females and by free living, producing disease and discredit, disappointment in marriage, slander, and many vexations. If the train of directions which causes death have amongst it a \square or γ of Venus, and she be evil at birth, it may cause the native to be poisoned. The M. C. to the γ of ♀ will sometimes cause marriage, but then it is rash and attended with trouble.

6th, *Mercury*.—The good aspects cause journeys, removals, much activity in business, and successful law-suits. Also satisfaction by means of children or young persons, literary characters, booksellers, &c., and literary fame or success. His evil aspects cause trouble by similar means, and also frauds by young persons, servants, &c. The situation of ♁ at birth must be particularly noted, especially those

planets he is in zodiacal parallel with, as he partakes strongly of the nature of those planets he is connected with by aspect or declination, and will act accordingly. If he be evil at birth, and should come to ζ or ill aspect of the \mathfrak{D} or the hyleg, he frequently causes mental diseases, epilepsy, &c.

7th, *The Moon*.—Her good aspects to the Ascendant or M. C. generally cause changes in life for the better, long journeys, voyages, removals, &c.; to the Sun, they give honors and emoluments, profitable employment, popular favours, &c. and marriage; to the \oplus , the same, or benefit by females, going to sea, &c.; to her own \ast or parallel, either in the world or the zodiac, the same; but these latter will depend on her condition. Her ill aspects cause the reverse, and if to the hyleg, will give cold, or dropsical diseases; if in a watery sign, danger by water. Her ζ with the \odot will cause fevers if the Sun be evil at birth, and the Moon be hyleg. It causes an unsettled state of his affairs, losses, many changes, journies, and much vexation, if the Sun be evil; also diseases in the eyes, if it fall near the Pleiades, Hyades, or other nebulous fixed stars. If the Sun be fortunate at birth, it may give marriage or preferment, and profitable journies.

8th, *Herschel*.—This planet is not yet thoroughly understood. His conjunction, parallels, or ill aspects produce evil, generally of an unexpected, sudden, or uncommon nature, but in a far less degree than

either Saturn or Mars. They very frequently cause the death of relations. His good aspects produce benefits in the same way.

9th, *The Dragon's Head* ☊.—This can have no effect on any thing but the Moon. When she arrives at that degree it was in at birth, fortunate events are said to occur: I am not certain that they do.

10th, *The Dragon's Tail* ☋.—This also can only affect the Moon. When she arrives at the degree it was in at birth, evil is said to attend: I have seen only one instance, where a child lost her father at the time. It is worthy of the student's attention.

CHAP. XII.

OF MUNDANE ASPECTS AND DIRECTIONS.

THE positions of the planets as regards their relative distances from each other in the twelve houses produce another kind of aspects extremely powerful in their operation. If they occur at birth, they act upon the native all through life; if they are found afterwards, they influence him for some weeks (sometimes months) at that period of life to which their arc extends.

A *mundane* * is when two planets are two houses apart. Thus ☉ on the meridian at noon and ♈ on the cusp of the 8th house are in mundane *. If ☉

be half through the 9th, and ♃ half through the 7th, they are still two houses apart and in mundane *. If ☉ be on the cusp of the 9th and ♃ be in the 7th, he will, when he arrives at the cusp of the 7th, be arrived by direction at the ☉'s *: and if ♃ at birth be just below the 7th and the ☉ in the 9th, he will, when he arrives at the same distance below or past the 9th (in proportion to his semi-arc as compared with ♃'s semi-arc), be also arrived at ♃'s *.

A *mundane* □ is the distance of three houses apart. Thus, if ♄ be rising at noon or midnight, when ☉ is on the meridian, they are in mundane □, being three houses apart; the same if ♄ be setting at those times.—*Example*: In Ada's nativity we find ♄ a short distance outside the cusp of the 9th, and ♀ a short distance outside the 12th house; they are, therefore, nearly in mundane □; and as it is an evil aspect they mutually increase each others evil.

A *mundane* △ is four houses apart. Thus in Ada's figure of birth the ☉ being near upon the cusp of the 9th and ♄ near the 1st house (which are four houses apart) we say that the luminaries are in mundane △. The effect is fortunate, and upholds the native's honour and character.

A *mundane* ♂ is six houses apart. Thus, a star rising and another setting are in mundane opposition.

A *mundane semi-quartile* is one house and a half apart.

A *mundane sesquiquadrate* is four houses and a half apart.

A *mundane quintile* is one-fifth of two-thirds of the semi-arc of the planet you direct *more* than the *.

A *mundane biquintile* is one-tenth of the planet's semi-arc *more* than the sesquiquadrate.

Remark.—These mundane aspects are all measured by the semi-arcs of the planets ; therefore

A *semi-quartile* is one-half of a planet's semi-arc.

A * is two-thirds of ditto.

A □ is an entire semi-arc.

A △ is equal to a semi-arc and one-third more.

A *sesquiquadrate* is equal to a semi-arc and a half.

And observe, that whenever an aspect is measured between two planets, any other aspect may be ascertained, if it also fall in the same hemisphere, by merely taking the requisite proportion of the semi-arc of the planet to be directed. Thus, if we know the distance between two planets, that is the arc of direction to the *conjunction* ; then one-half of the semi-arc of the planet which is directed added to that will give the arc of direction to the *semi-quartile* ; by adding *one-sixth* part of the semi-arc to this we have the arc of direction to the * ; *one-third* more of the semi-arc will give the □, and another *third* the △ : to which add *one-sixth* for the *sesquiquadrate*.

N.B. If the planet directed should pass the horizon in forming either of these aspects, that is, if the arc

of direction should be longer than the planet's distance from the horizon, then its other semi-arc must be used for those aspects which fall beyond the horizon. Great care is to be taken to avoid errors by taking the wrong semi-arc: this may always be done by observing, that if the aspect falls above the earth, the semi-diurnal arc is to be taken; and if below the earth, the semi-nocturnal arc is to be taken *of that planet which is directed*.

CHAP. XIII.

OF THE MUNDANE PARALLELS.

THESE are as important as any mundane aspect in their effects, both at birth and when found by direction. They consist of equal proportional distances from the meridian; thus, if two stars, having the same semi-arcs, are at an equal distance from the meridian on opposite sides, they are in mundane parallel.

Example.—If ☉'s semi-arc be 60° , and he be 20° distant from the meridian, while ♃, having also the semi-arc of 60° , be 20° distant from the meridian, they are in mundane parallel. If, however, the ☉ be so situated while the ♃ has the semi-arc of 120° , or double that of ☉, she will require to be 40° distant from the meridian, or double the ☉'s distance, to be in mundane parallel with him.

Example.—In the nativity of Ada, ♄ is placed

in the 11th, at the distance of $37^{\circ} 58'$ from the meridian, his semi-arc being $64^{\circ} 24'$. The Sun is in the 9th, approaching to a parallel distance from the meridian with Saturn; the \odot has the semi-arc of $57^{\circ} 55'$, which is less than that of I_2 ; therefore, when the Sun is at a distance of $34^{\circ} 9'$ from the meridian, he will be in mundane parallel with I_2 , because the \odot 's semi-arc bears *the same proportion* to $34^{\circ} 9'$ as I_2 's semi-arc bears to his distance from the meridian, which is $37^{\circ} 58'$.

CHAP. XIV.

OF THE PART OF FORTUNE.

If the \odot be exactly ascending at birth, the place of \oplus will be exactly that in which the Moon is at that time; therefore, whatever distance the Sun is from the Moon (measured by oblique ascension), so far is the Part of Fortune from the Ascendant: hence, to find the right ascension of \oplus , observe the following

Rule.—Add 90° to the A. R. of the M. C., and it will give the oblique ascension of the Ascendant. From the oblique ascension of the Ascendant subtract the oblique ascension of the Sun (having first added 360° to the former, if it be less than the latter); to the remainder add the A. R. of D : the sum will be the A. R. of \oplus .

Example.—In Ada's nativity, the A. R. of

the M. C. is	273°	19'
To which add	90	0
	<hr/>	<hr/>
	363	19
Subtract	360	0
	<hr/>	<hr/>
It gives the oblique ascension of the Asc.	3	19
Add	360	0
	<hr/>	<hr/>
	363	19
Subtract ☉'s oblique ascension	288	40
	<hr/>	<hr/>
Remainder	74	39
To which add ♃'s A. R.	7	15
	<hr/>	<hr/>
It gives the A. R. of ☊	81	54
	<hr/>	<hr/>

*To find the Situation of the Part of Fortune
in the Figure at Birth.*

Rule.—Find its distance from the nearest meridian; bearing in mind that the ☊ is always under the horizon before the full Moon, at which time it is on the cusp of the 7th house, and that after full Moon it is always above the horizon.

Example.—In Ada's nativity the ☊ is under the horizon, because the ♃ had not reached the full. The A. R. of the meridian under the earth is 93° 19', from which, if we take the A. R. of ☊ 81° 54', the re-

mainder is $11^{\circ} 25'$, the distance of \oplus from the meridian, which, as it does not amount to *one-third* of the semi-arc of \oplus ($93^{\circ} 9'$), shews that \oplus is in the 3d house.

N.B. The semi-arc of \oplus is always that of the \mathfrak{D} , if they are both above or under the horizon; but if one be above and the other under the horizon, the \oplus will have the opposite semi-arc to \mathfrak{D} , which may be found by taking the semi-arc of \mathfrak{D} from 180 degrees.

Observation.—Mr. Wilson, in his “Dictionary of Astrology,” p. 306, says that the Part of Fortune “is really nothing but a phantom hatched in the figurative brain of Ptolemy, which has no influence whatever.” I certainly must demur to this *dictum*, as I have found by experience that, if calculated in the manner I have here explained, and the directions to it be correctly calculated also, and no *false* directions made (such as aspects in the zodiac, which do not apply to \oplus), there will be found very considerable effects. I respect Mr. Wilson as a friend of truth; but I think that in treating on Astrology he has, in some few instances, thought too much of reason and too little of experience. It is true, that we cannot *explain* the *influence* of \oplus , nor can we explain *that* of any planet; but we must remember, that “two bodies, at a distance, will put one another into motion by the force of attraction; which is unexplicable by us, though made evident to us by

experience, and so to be taken as a principle in natural philosophy." These are the words of the great Locke ; and they justify our faith in the influence of \oplus if made evident "*by experience*," though it be, indeed, "unexplicable" by reason, in our present state of knowledge.

CHAP. XV.

OF THE HYLEG AND THE HYLEGIACAL PLACES.

THE *hyleg*, or giver of life, is 1st the \odot , if found in a hylegiacal place ; 2d, the D , if she be so found, when \odot is not ; lastly, the luminaries being neither of them in hylegiacal places, the degree ascending becomes hyleg. The *hylegiacal places* are from 5 degrees above the ascending horizon to 25 degrees below it, measured by oblique ascension ; also from half way between the ascendant and mid-heaven unto 5 degrees beyond the cusp of the 9th house ; lastly, from 5 degrees below the 8th house to 5 degrees below the 7th or descendant.

N.B. The ascendant or D receiving evil aspects by direction will at all times be likely to affect the health, whether hyleg or not. And if the Moon be beyond the exact 5 degrees of any hylegiacal house, yet if within a short distance, she will cause a great deal of danger ; and if the hyleg be at the same time afflicted, though only slightly, the native will very

probably die. It has been said that if \oplus be in a hylegiacal place when neither luminary is so situated, it becomes hyleg. I do not deny the *possibility* of this doctrine, though it has never yet been confirmed by my own experience; nor should I direct to it as hyleg, because I have hitherto found that its chief effects were upon the native's pecuniary circumstances.

SECOND BOOK.

CHAP. I.

ZODIACAL DIRECTIONS.

THE ☉, ☽, ascendant, and mid-heaven, only can be directed in the zodiac. The principle on which these directions are to be made is the subtraction of the oblique ascension of the moderator, taken under its own pole, from the oblique ascension of the place of the aspect taken under the same pole.

The pole of the ☉ or ☽ is a certain elevation they have from the meridian towards the horizon; hence, if they be exactly on the meridian they have no pole, and the arc of direction must be found by right ascension: hence also the mid-heaven itself, having no pole, must be directed by right ascension only. If the ☉ or ☽ be exactly on the horizon, they will have the polar elevation of the horizon itself; which is always *the latitude of the country*. Hence the ascendant, when it is directed in the zodiac, must always be directed under the pole or latitude of the place of birth.

Observe.—The place of the aspect or promittor must be taken *without latitude* in all directions in the zodiac, except those of the ☽; for when ☽ is

directed to any point, the latitude she will have when she arrives at that point must first be ascertained. If the ♃ be directed to the conjunction of any planet, and when she arrives at the longitude of that point she should have great latitude of an opposite nature to the planet, so that there shall be 8 or more degrees difference of latitude between them, the direction will have little or no effect. If, for example, ♀ have 5 degrees *north* latitude, and ♃ when she comes to ♀ of ♀ have 5 degrees of *south* latitude, then the ♃ will have no power. If it should be to an ♄, however, then the exact *opposite* place of ♀ would have 5 degrees of *contrary* latitude, and the aspect (if ♃ had 5° south and ♀ 5° north latitude) would be perfect. Therefore we must observe that if, on coming to an ♄, the ♃ have extensive latitude of the *same* name as the planet, the direction is weak.

CHAP. II.

TO DIRECT ☉ TO ANY ASPECT IN THE ZODIAC, EXCEPT A PARALLEL.

FIRST. Find the ☉'s polar elevation from the meridian, termed the Sun's pole, by the following:—

Rule 1.—As ☉'s semi-arc is to 90 degrees, so is ☉'s meridian distance to the difference between its *circle of position* and that of the meridian.

Rule 2.—Find the difference between this difference and ☉'s meridian distance, which is the ☉'s ascensional difference in his pole.

Rule 3.—Find the logarithm *sine* of this ascensional difference; add thereto the logarithm *co-tangent* of ☉'s declination: the sum is the logarithm *tangent* of the ☉'s pole.

Example.—In Ada's nativity (from which we will take all our examples), the ☉'s semi-arc is $57^{\circ} 55'$, and ☉'s meridian distance is $16^{\circ} 44'$.

1st. Then add the arithmetical complement of the proportional logarithm of ☉'s semi-arc	9.5075
To the proportional logarithm of 90° ..	3010
And the proportional logarithm of ☉ meridian distance	1.0317
	<hr/>
	.8402
	<hr/>

The sum is the proportional logarithm of the difference of its circle and that of the meridian $26^{\circ} 0'$

2d. The difference of the circles of position is	$26^{\circ} 0'$
The ☉'s meridian distance $16 44$
	<hr/>

The difference is ☉'s ascensional difference in his pole $9 16$

3d. The logarithm sine of this ascensional difference is	9.20691
Add the logarithm co-tangent of \odot 's declination $22^{\circ} 54' =$	10.37426
The sum is the logarithm tangent of the POLE of $\odot = 20^{\circ} 52' =$	<u>9.58117</u>

SECOND. Ascertain the oblique *ascension* of \odot under his own pole, if he be ascending, or his oblique *descension*, if he be descending. — N.B. \odot is ascending from midnight till noon, and descending from noon till midnight.

Rule 1.—Add the ascensional difference to the A. R. if the declination be *south*, but subtract it from the A. R. if the declination be *north*; the result is the oblique *ascension*.

Rule 2.—For the oblique *descension* do the reverse: add the ascensional difference if the declination be *north*, subtract it if the declination be *south*.

<i>Example.</i> —The \odot 's A. R. is.....	256 35
The declination is <i>south</i> , subtract the ascensional difference	9 16
It gives \odot 's oblique descension under his pole	<u>247 19</u>

THIRD. Find the declination of the place of the aspect, and look in the tables* for the logarithm of its

* These tables may be had in any common book of navigation, &c. with instructions for their use.

tangent; to which add the logarithm tangent of ☉'s pole. The sum will be the logarithm of the *sine* of the aspect's ascensional difference under that pole. With this ascensional difference find its oblique ascension or descension, as you did that of ☉.

LASTLY. Subtract that of ☉ from that of the aspect, and the remainder will be the ARC OF DIRECTION.

Example.—Direct the ☉ to ☐ of ♃ in the zodiac. The ♃ is in ♈ 5° 39': when ☉ comes to ♎ 5° 39', he will form a ☐ aspect to the place of ♃ at birth.

The declination of the aspect ♎ 5° 39'
is 23° 21', its logarithm *tangent*.. 9.63519

The logarithm *tangent* of the ☉'s pole
20° 52' is 9.58117

Their sum is the logarithm *sine* of the
ascensional difference of the aspect
under ☉'s pole 9° 28' 9.21636

Then from the A. R. of ♎ 5° 39', which is 276 9
Subtract the ascensional difference as its
declination is *south* 9 28

It leaves the oblique descension of the
aspect under ☉'s pole..... 266 41

From which subtract the oblique descen-
sion of ☉ under ☉'s pole 247 19

And this will be the ARC OF DIRECTION
of ☉ ☐ ♃ in zodiac..... 19 22

To those who think the above a tedious operation, we observe, that if the ☉'s pole, &c. be once found, in all other of the directions you have only to go through the last two heads of the rule. But here follows

A Method to direct ☉ in the Zodiac without recourse to Tables of Logarithms.

FIRST. If the birth be any where in Great Britain, it will fall within the latitudes of 50° and 58° north. Then by referring to the table of poles of houses, at the end of this work, you will find the poles of the two houses between which ☉ may be situated. Find the difference between these poles, also the distance the ☉ is situated from that to which he is nearest. Then, to find the ☉'s pole, say,

As one-third the ☉'s semi-arc is to the difference of pole between the two houses, so is ☉'s distance from the nearest house to a correction.

Apply this correction to the pole of the house to which ☉ is nearest, subtracting it from the pole of the house if ☉ be not past the cusp of the house, but adding it if ☉ be past the house; and the result will be the pole of ☉ very nearly.

Example.—In the nativity of Ada the ☉ is in the 9th house, being less than *one-third* of his semi-arc from the meridian; he is moreover very near the cusp of the 9th.

Pole of the 9th house for lat. of London	$23^{\circ} 47'$
Pole of the 10th house	$0^{\circ} 0'$
	<hr/>
Difference of pole between two houses..	$23^{\circ} 47'$
	<hr/> <hr/>

As the one-third of \odot 's semi-arc $19^{\circ} 18'$ is to the difference of pole between the two houses $23^{\circ} 47'$, so is \odot 's distance from 9th house $2^{\circ} 34'$ to a correction $3^{\circ} 10'$.

Thus, as $19^{\circ} 18'$ are to $23^{\circ} 47'$, so are $2^{\circ} 34'$.

60	60	60
<hr/>	<hr/>	<hr/>
1158	1427	154
	154	

5708

7135

1427

1158)219758(189 $\frac{896}{1158}$ or nearly 190 minutes of a degree, which are $3^{\circ} 10'$.

1158

10395

9264

11318

10422

896

This correction must be subtracted from the pole of the 9th, as the ☉, not being one-third of his semi arc from the meridian, is not past the 9th house.

Pole of the 9th house 23 47

Correction to be subtracted 3 10

Pole of the ☉ very nearly 20 37

N.B. The true pole of the ☉ is 20° 52', so that this method leaves an error of 15 minutes of a degree, which might throw out the *arc of direction* a month; and the error in the pole when the star is near the middle of a house may be more considerable.

SECOND. Having the ☉'s pole, find his *oblique descension* (since he is *descending*) under this pole, by subtracting the ascensional difference from the A. R.

N.B. The ascensional difference for the declination of ☉, which is 22° 54' S., gives, by Wilson's tables, p. 40 (after making proportion), just 9° 9'.

Then A. R. of ☉ 256 35

Subtract ascensional diff. (dec. being S.) 9 9

Gives ☉'s oblique descension in his own

pole of 20° 37' 247 26

THIRD. Let the aspect be the ☐ of ♃; then as ♃ is in ♈ 5° 39', the ☐ falls in ♊ 5° 39', the declination

of which is $23^{\circ} 21'$. Now find the oblique *descension* of this aspect: first, its A. R. is $276^{\circ} 9'$, and its ascensional difference (found in the same table as that of \odot after making proportion) amounts to $9^{\circ} 20'$.

Then A. R. of aspect \square of \mathcal{D} is.....	$276^{\circ} 9'$
Asc. diff. of aspect under pole of \odot ..	$9^{\circ} 20'$
	<hr/>
Oblique desc. of aspect under \odot pole	$266^{\circ} 49'$
Subtract the oblique descension of \odot	
under his pole	$247^{\circ} 26'$
	<hr/>
And it leaves the <i>arc of direction</i> of \odot	
$\square \mathcal{D}$ zodiac.....	$19^{\circ} 23'$
	<hr/> <hr/>

N.B. This is sufficiently correct, as it comes within one minute of the arc when worked by logarithms, which is $19^{\circ} 22'$, as may be seen at page 81.

CHAP. III.

TO DIRECT \odot TO A PARALLEL IN THE ZODIAC.

Rule 1.—Look in the table of declination for the declination to which you desire to direct the \odot , which you will find in the column marked 0 at the top; then note what longitude it answers to in the first column, and find the A. R. answering to this longitude.

Rule 2.—Find the logarithm tangent of the required declination; add to it the logarithm tangent

of the pole of ☉; the sum is the logarithm sine of the ascensional difference of the aspect under that pole.

Rule 3.—Find the oblique ascension or descension, according as the ☉ is ascending or descending; and from it take the oblique ascension or descension of the ☉: the remainder is the ARC OF DIRECTION.

Example.—Required to direct the Sun to the parallel declination of Herschel, in Ada's nativity.

The declination of ♄ is $21^{\circ} 35'$ south, which is the declination ☉ will have when he reaches ♄ $22^{\circ} 30'$, the A. R. of which is $294^{\circ} 19'$.

To the logarithm <i>tangent</i> of the declination $21^{\circ} 35'$	9.59725
Add the logarithm <i>tangent</i> of the pole of ☉, $20^{\circ} 52'$	9.58117
	<hr/>

The sum is the logarithm <i>sine</i> of the ascensional difference of the aspect under the pole of ☉, $8^{\circ} 40'$	9.17842
	<hr/> <hr/>

Then from the A. R. of the aspect	294 19
---	--------

Take the ascen. difference as above found	8 40
---	------

It gives the oblique descension of the aspect under the pole of ☉	285 39
---	--------

From this subtract the oblique descension of ☉ under his pole	247 19
---	--------

And there remains the <i>arc of direction</i> of ☉ to a zodiacal parallel of ♄	38 20
--	-------

To work the above without Logarithms.

The pole of ☉, as already found by the Rule of Three, is $20^{\circ} 37'$; then under this elevation of the pole, and opposite the declination of ♄ $21^{\circ} 35'$, will be found the ascensional difference, after making proportion, $8^{\circ} 33'$.

From the A. R. of the aspect.....	294	19
Take its ascensional difference in ☉'s pole	8	33

It leaves the oblique desc. in that pole...	285	46
From which take ☉'s oblique descension		
as found by the tables.....	247	26

It leaves the arc of <i>direction</i> of ☉ paral-		
lel ♄ zodiac	38	20

N.B. The tables here used are those under the title of “*Tables to be used in Calculating Nativities*,” compiled by the Author, and published by Messrs. SHERWOOD and Co.

CHAP. IV.

TO DIRECT THE MOON IN THE ZODIAC TO ANY ASPECT, EXCEPT A PARALLEL.

FIRST.—As in case of ☉, find the ♃'s pole and her oblique ascension or descension under her pole.

1st. To find the pole of ♃, add the proportional logarithm of ♃'s semi-arc (taking its arithmetical comp.) to the proportional logarithm of 90 degrees, which is 3010, and the proportional logarithm of ♃'s meridian distance; the sum is the proportional logarithm of the difference of the circles of position.

2d. Find the difference between the meridian distance of ♃ and the difference of the circles of position, and that will be the ascensional difference of ♃ under her pole.

3d. Take the logarithm *sine* of the ascensional difference; add to it the logarithm *co-tangent* of the ♃'s declination: the sum is the logarithm *tangent* of ♃'s pole.

Example.—Find ♃'s pole in Ada's nativity.

Proportional logarithm of ♃'s semi-arc 93° 9' (its arithmetical complement).....	9.7139
Proportional logarithm of 90 degrees	3010
Prop. log. of ♃'s merid. dist. 86° 4'	3204
Prop. log. of the difference	
in circle of position 83 10.....	3353
♃'s asc. diff. in her pole 2 54 log. sine of this	8.70409
Add log. co-tangent ♃ dec. 2° 30' ..	11.35991
Sum is log. tangent of ♃'s pole 49° 12'	10.06400

SECOND.—1. To find the oblique ASCENSION of \mathfrak{D} in her pole, *add* the ascensional difference if the declination be *south*; *subtract* the ascensional difference, if the declination be *north*, to or from the A. R.

2. To find the oblique DESCENSION, do the reverse.

<i>Example.</i> —A. R. of \mathfrak{D}	7°	$15'$
Declination <i>south</i> , plus ascens. diff. ..	2	54
	<hr/>	
Sum is oblique ascen. of \mathfrak{D} in her pole	10	9
	<hr/> <hr/>	

THIRD.—Find the oblique ascension or descension of the aspect under the pole of \mathfrak{D} ; and subtract the \mathfrak{D} 's oblique ascension or descension from it: the remainder is the ARC OF DIRECTION.

N.B. The latitude of the \mathfrak{D} in the aspect must be first noted to find her true A. R. and declination therein.

Example.—Direct \mathfrak{D} to a ζ of \mathfrak{g} in Ada's nativity.

Mars is in $20^{\circ} 26'$ of \mathfrak{r} , at which, when the \mathfrak{D} arrives, she will have $4^{\circ} 45'$ south latitude, and $3^{\circ} 34'$ north declination; then add to the logarithm tangent of this declination 8.79470
The logarithm tangent of the pole of \mathfrak{D} 10.06400

The sum is the log. sine of the ascensional
difference of the aspect in \mathfrak{D} 's pole .. 8.85870
Which is $4^{\circ} 9'$

The A. R. of $20^{\circ} 26'$ ♄ with $4^{\circ} 45'$ south	0	
latitude is	20	40
From which take the ascensional difference, the declination being <i>north</i> ..	4	9

The sum is the oblique ascension of the aspect in pole of ♄	16	31
---	----	----

LASTLY.—Take from the aspect's oblique ascension in the pole of ♄	16	31
---	----	----

The oblique ascension of ♄ in her pole.	10	9
---	----	---

The remainder is the <i>arc of direction</i> of ♄ ☿ ♊ zodiac	6	22
--	---	----

To direct the ♄ to Aspects in the Zodiac (the Parallel excepted) by common Arithmetic.

To find the pole of ♄, say, As the *one-third* of the semi-arc of ♄ is to the difference of the poles of the two houses between which she is situated, so is ♄'s distance from the nearest house to the *correction*; then apply this correction by adding it to or subtracting it from the pole of the house, according as ♄ is past the cusp or not.

Example.—In Ada's nativity, as *one-third* of ♄'s semi-arc $31^{\circ} 3'$ is to the difference of pole between the 2d and 1st houses, $10^{\circ} 40'$, so is ♄'s distance

from 1st house (to which she is nearest) $7^{\circ} 5'$ to the correction $2^{\circ} 26'$.

$$\begin{array}{r} \text{Thus, } 31^{\circ} 3' : 10^{\circ} 40' :: 7^{\circ} 5' \\ \underline{60} \qquad \underline{60} \qquad \underline{60} \\ 1863 \qquad 640 \qquad 425 \\ \qquad \qquad \qquad 640 \end{array}$$

17000

2550

1863)272000(146 min. or $2^{\circ} 26'$.

1863

8570

7452

11180

11178

2

Pole of the ascendant to which D is nearest $51^{\circ} 31'$
 Subtract the correction..... $2^{\circ} 26'$

The D 's pole, very nearly $49^{\circ} 5'$

N.B. This comes within 7 minutes, as D 's true pole is $49^{\circ} 12'$.

Then, to find the D 's ascensional difference under this pole, look for it under that polar elevation and the Moon's declination, $2^{\circ} 30'$.

The tables give (after making proportion) $2^{\circ} 53'$, true to within one minute.

To the \mathfrak{D} 's A. R.....	$7^{\circ} 15'$
Add the ascensional difference.....	$2^{\circ} 53'$

And you have \mathfrak{D} 's oblique asc. in her pole $10^{\circ} 8'$

Next find the A. R. of the aspect (suppose $\zeta \ \delta$) $20^{\circ} 26'$ \mathfrak{V} , in which \mathfrak{D} will have $4^{\circ} 45'$ south latitude, it is $20^{\circ} 40'$, and the declination is $3^{\circ} 34'$ north.

The ascensional difference of this declination by tables under the pole of $49^{\circ} 5'$ is $4^{\circ} 7'$, which take from the A. R. $20^{\circ} 40'$, as the declination is north, and it leaves the oblique ascension of the aspect under \mathfrak{D} 's pole $16^{\circ} 33'$.

Lastly, from the aspect's oblique ascension	$0^{\circ} 1'$
under \mathfrak{D} 's pole	$16^{\circ} 33'$
Take the \mathfrak{D} 's obl. asc. under her pole	$10^{\circ} 8'$

It leaves the *arc of direction* of $\mathfrak{D} \ \zeta \ \delta$ zod. $6^{\circ} 25'$

N.B. This differs 3 minutes from that worked by logarithms, and will throw out the time of the event about a fortnight; but the student may think himself very correct if he can come within a month in his prediction by the primary directions. The secondary directions and progresses, transits, lunations, &c. will often enable him to come within a week of the time of the event.

CHAP. V.

TO DIRECT THE MOON TO PARALLELS OF DECLINATION.

Rule 1.—Look in the Ephemeris for the days succeeding the birth, and see at what time the \mathcal{D} falls on the declination you require; then calculate by proportion the latitude and longitude she will have at that time.

Rule 2.—Find the A. R. for that latitude and longitude, and take from or add to it the ascensional difference given by the required declination under the \mathcal{D} 's pole: the result will be the oblique ascension or oblique descension of the aspect. The \mathcal{D} 's oblique ascension or descension taken from it will leave the
ARC OF DIRECTION.

N.B. Find \mathcal{D} 's pole as taught in chap. iv.

Example.—I desire to bring \mathcal{D} to a parallel of \mathcal{J} 's declination in Ada's nativity.

I find that \mathcal{D} 's declination on the 12th December is $7^{\circ} 22'$, and on the 13th it is $12^{\circ} 16'$; then, If the difference $4^{\circ} 54'$ is equal to 24 hours, what will the difference between the declination at noon on the 12th, $7^{\circ} 22'$, and the declination of \mathcal{J} $8^{\circ} 23'$, which is $1^{\circ} 1'$, amount to? Answer: 4 hours 59 minutes; at which time, on the 12th, I find the \mathcal{D} is in longitude $2^{\circ} 30' 8$, with $4^{\circ} 10'$ south latitude.

The A. R. answering to this latitude and longitude is $31^{\circ} 58'$.

Then to the logarithm <i>tangent</i> of the declination $\text{♂ } 8^{\circ} 23'$	9.16841
Add the logarithm <i>tangent</i> of the D's pole $49^{\circ} 12'$	10.06400

It gives the logarithm *sine* of the
aspect's ascensional difference $9^{\circ} 50' = 9.23241$

Now, from the A. R. of the aspect..... $31^{\circ} 58'$

Take the ascensional difference under D's pole	9 50
---	------

It leaves the oblique ascension under D's pole	22 8
---	------

From which subtract the D's oblique ascension in her pole.....	10 9
---	------

The remainder is the ARC OF DIREC- TION of D to the zodiacal parallel of ♂	11 59
---	-------

N.B. There are no directions more powerful than the parallels in the zodiac; they merit the greatest attention. It is observed that their effects are felt a few weeks before the arc of direction is complete.

* * * To work this direction by common arithmetic, see the rules in Chap. iv.

CHAP. VI.

TO DIRECT THE ASCENDANT TO ASPECTS IN
THE ZODIAC.

Rule 1.—Add 90° to the A. R. of the mid-heaven at birth, and it gives the oblique ascension of the ascendant under the pole (or latitude) of birth.

Rule 2.—Look in the Table of Declinations for the declination of the aspect, which is found in the column marked 0 at the top, opposite its longitude.

Rule 3.—Find the A. R. of that longitude without latitude.

Rule 4.—To the logarithm *tangent* of the pole of the 1st add the logarithm *tangent* of the declination of the aspect: the sum will be the logarithm *sine* of its ascensional difference.

Rule 5.—Take this ascensional difference from the A. R. if the declination be *north*, or add it thereto if the declination be *south*: the result is the oblique ascension of the aspect under the pole of the country.

Lastly.—Subtract the oblique ascension of the ascendant from the oblique ascension of the aspect, and the remainder is the ARC OF DIRECTION.

Example.—Direct the ascendant to $\square \frac{1}{2}$ in the zodiac.

1. The A. R. of the mid-heaven is $273^\circ 19'$, to which add 90° , and we have $363^\circ 19'$: as it is be-

yond 360° , deduct the circle from it, and we have $3^\circ 19'$ for the oblique ascension of the ascendant under its pole.

2. The \square of \mathfrak{h} falls in $8^\circ 36'$ of γ , the declination of which is $14^\circ 23'$.

3. The A.R. of $8^\circ 36'$ of γ is $36^\circ 12'$.

4. To the logarithm <i>tangent</i> of the pole of the 1st house, $51^\circ 31'$	10.09965
Add the logarithm <i>tangent</i> of the de- clination of $8^\circ 36' \gamma 14^\circ 23'$	9.40900
	<hr/>

It gives the logarithm <i>sine</i> of its ascen- sional difference $18^\circ 49'$	9.50865
	<hr/> <hr/>

5. From the A.R. of the aspect	$36^\circ 12'$
Take the ascensional difference, the declination being north.	18 49
	<hr/>

It gives the oblique asc. of the aspect	17 23
---	-------

<i>Lastly.</i> From this take the oblique as- cension of the ascendant	3 19
	<hr/>

The remainder is the arc of the as- cendant $\square \mathfrak{h}$ zodiac	14 4
	<hr/> <hr/>

To work this Direction without Logarithms.

The 1st, 2d, and 3d heads of the rule are the same as in last example.

4th. Look in the Tables of Elevation of the Pole for the declination $14^{\circ} 23'$, under the pole of $51^{\circ} 31'$: it gives the ascensional difference, after making proportion, just the same as by the logarithms, $18^{\circ} 49'$. Having found this, proceed to the end as above.

N.B. For the benefit of the young student, we will here give the calculation from the Tables to shew how it is to be made.

The ascensional difference opposite 14° of declination, and under 51° Elevation of the pole, is $17^{\circ} 56'$; under the same pole and opposite 15° of declination is $19^{\circ} 19'$; the difference for one degree is therefore $1^{\circ} 23'$ of ascensional difference. Then say, If (one degree) $60'$ give $(1^{\circ} 23')$ $83'$, what will $23'$, the amount of declination beyond 14° , give? Answer: 31 minutes 49 seconds.—Next find the difference of ascensional difference between the pole of 51° and 52° ; opposite 14° of declination 51° gives $17^{\circ} 56'$, and 52° gives $18^{\circ} 37'$; the difference is $41'$. Then say again, If $60'$ give $41'$, what will $31'$ give? Answer: 21 minutes 11 seconds. Now add this correction for the $31'$ of polar elevation above the even 51° to that for the 23 minutes of declination above the even 14° ; thus: $31'$ of pole give $+ 21' 11''$

$23'$ of dec. give $+ 31 49$

Total..... $+ 53 0$

This is to be added to the ascensional difference

98 GRAMMAR OF ASTROLOGY.

for the even 14° of declination and 51° of polar elevation, which is	17°	$56'$
Add the total correction	0	53

It gives the exact ascensional difference of the aspect with declination $14^{\circ} 23'$ under the pole $51^{\circ} 31'$. 18° $49'$

A little practice will enable the student to make these corrections by a mental calculation, by merely taking the aliquot parts of the degree.

CHAP. VII.

TO DIRECT THE MID-HEAVEN TO ASPECTS IN THE ZODIAC.

Rule.—TAKE the difference between the A. R. of the M. C. and the A. R. of the aspect for the ARC OF DIRECTION.

Example.—Find the arc of the M. C. \square of ♂ in the zodiac.

The \square of ♂ falls in ♊ $20^{\circ} 26'$; its A. R. is	292°	$7'$
Subtract the A. R. of M. C.	273	19

The remainder is the ARC OF DIRECTION. 18° $48'$

CHAP. VIII.

OF MUNDANE DIRECTIONS TO THE ANGLES;
THAT IS, TO THE ASCENDANT OR M. C.

THESE are merely the divisions of the semi-arcs of the planets: thus, $\frac{1}{2}$ is a semi-quartile; $\frac{2}{3}$ a *; the whole of the semi-arc a \square ; one semi-arc and $\frac{1}{3}$ of another a \triangle ; one semi-arc and a half, a sesquiquadrate, &c. A semi-arc always bearing the same proportion to the 12 houses as 90 degrees do to the circle or 12 signs of the zodiac, it follows that $\frac{2}{3}$ of it form a * aspect, as $\frac{2}{3}$ of 90° are 60° , a * in the zodiac, &c. &c.

To find the Arc of Direction to a Semi-quartile of the M. C.

Rule.—The difference between half the semi-arc and the meridian distance of the planet is the ARC OF DIRECTION; because, when the planet is exactly half its semi-arc off the M. C., it is in semi-quartile aspect to that angle.

Example.— $\frac{1}{2}$ semi-arc is $64^\circ 24'$; half is $32^\circ 12'$, which taken from $\frac{1}{2}$'s meridian distance $37^\circ 58'$, gives the arc of M. C. to the semi-quartile of $\frac{1}{2}$ $5^\circ 46'$.

*To find the Arc of Direction to a * of M. C.*

Rule.—The difference between the planet's meridian distance and $\frac{2}{3}$ of its semi-arc is the arc of direction.

Example.—From \odot 's meridian distance $16^{\circ} 44'$ to $\frac{2}{3}$ of its semi-arc $38^{\circ} 37'$, the difference is $21^{\circ} 53'$; the arc of direction of M. C. * \odot .

To find the Arc of Direction to a □ of M. C.

Rule.—The difference between the planet's meridian distance and its semi-arc is the arc of direction.

<i>Example.</i> —The semi-arc of \mathcal{U} is.....	75°	$34'$
The meridian distance of \mathcal{U} is.....	62	52
The diff. is the arc of M. C. □ \mathcal{U} ..	12	42

To find the Arc of Direction to a △ of M. C.

Rule.—If the planet be above the Earth, add one-third of its semi-arc (nocturnal) to the arc for its □ of M. C. If under the Earth, the difference between its meridian distance and $\frac{2}{3}$ of its semi-arc is the arc of direction.

<i>Example.</i> — \mathcal{U} being above the Earth, to		
the arc of M. C. □ \mathcal{U}	12	42
Add $\frac{1}{3}$ of the semi-arc of \mathcal{U} (nocturnal)	34	49
The sum is the arc of M. C. △ \mathcal{U} ..	47	31

INFERIOR ASPECTS.

To find the Arc of the Quintile to the M. C.

Rule.—If the quintile be in the 7th house, take $\frac{1}{5}$ of the semi-arc from the arc for the \square . If it be in the 12th house, subtract from $\frac{1}{5}$ of the semi-arc the distance the planet is from the ascendant.

<i>Example 1.</i> —The \odot 's semi-arc is	57 ⁰	55 ¹
\odot meridian distance	16	44
	<hr/>	
Arc of M. C. \square \odot	41	11
Subtract $\frac{1}{5}$ of \odot semi-arc	11	35
	<hr/>	
Arc of M. C. quintile \odot	29	36
	<hr/>	

Example 2.—Semi-arc of the \mathfrak{D} (diurnal)

is $86^{\circ} 51'$, of which $\frac{1}{5}$ is 17 22

Then $17^{\circ} 22'$ is the distance the \mathfrak{D} must be from the ascendant to form the quintile with the M. C.; and as \mathfrak{D} is not yet risen, her distance from the ascendant $7^{\circ} 5'$ must be added to it

	7	5
	<hr/>	
Arc of M. C. quintile of the \mathfrak{D}	24	27
	<hr/>	

To find the Arc of the Sesquiquadrate to the M. C.

Rule.—If in the 2d, subtract $\frac{1}{6}$ of the semi-arc from the arc for the Δ ; if in the 5th, add $\frac{1}{6}$ of the semi-arc to the arc for the Δ .

Another Rule.—Take half the planet's semi-arc, and find the difference between it and the planet's meridian distance, which will be the arc to the semi-quartile of the 4th house, or sesquiquadrate of the M. C.

Example.— $\frac{2}{6}$ of the semi-nocturnal arc of Υ is $17^{\circ} 24'$, which, added to the arc for his Δ to M. C. $47^{\circ} 31'$, amounts to $64^{\circ} 55'$, the M. C. to the sesquiquadrate of Υ .

To find the Arc of the Biquintile to the M. C.

Rule.—To the arc for the sesquiquadrate add $\frac{1}{10}$ of the semi-arc if the aspect fall in the 5th house, and subtract $\frac{1}{10}$ of the semi-arc if it fall in the 2d house.

N.B. This direction is of no consequence with the evil planets; it is but weak with the benefics.

To find the Arc to the ϕ or γ of M. C.

Rule.—If the planet be *ascending*, its meridian distance is the arc to the ϕ M. C.; and if it be *descending*, its meridian distance is its arc to the γ of M. C. This needs no example.

TO DIRECT THE ASCENDANT IN MUNDO.

To find the ζ or the δ of any Star with the Ascendant.

Rule.—If the planet be between the 4th house and the ascendant, the difference between its semi-arc and meridian distance is the arc to the ζ . If it be between the 10th house and 7th house, the difference between its semi-arc and meridian distance is the arc to the δ .

<i>Example.</i> —Mars is between the 4th and		
ascendant, its semi-arc is	79	19
The meridian distance of ζ	74	37
	<hr/>	
The difference is the arc of direction		
of the ascendant ζ δ	4	42
	<hr/> <hr/>	

To find the $$ or Δ of any Planet to the Ascendant.*

Rule.—If above the Earth, take $\frac{1}{3}$ of its semi-arc from its meridian distance. If below the Earth, and east of the 4th, take its meridian distance from $\frac{1}{3}$ of its semi-arc; but if west of the 4th, add its meridian distance to $\frac{1}{3}$ of its semi-arc, for the $*$.

If above the Earth, and east of the 10th, add its meridian distance to $\frac{1}{3}$ of its semi-arc; but if west of the 10th, take its meridian distance from $\frac{1}{3}$ of its

semi-arc. If under the Earth, take $\frac{1}{3}$ of its semi-arc from the meridian distance *for the* Δ .

The *quintile* to the ascendant is $\frac{1}{5}$ of the planet's semi-arc from the meridian, either above or below the Earth.

The *sesquiquadrate* is the semi-quartile from the M. C. if it fall in the 8th house; if it fall in the 5th, it is the sesquiquadrate from the M. C. or semi-quartile from the 4th house.

The *semi-quartile* is the semi-quartile from the M. C. if it fall in the 11th; if it fall in the 2d, it is the sesquiquadrate from the M. C.

The *biquintile* is $\frac{1}{10}$ of the planet's semi-arc *beyond* the middle of the 8th or semi-quartile from the M. C. If it fall in the 5th, it is $\frac{1}{10}$ of the planet's semi-arc to be taken from the arc to the sesquiquadrate of the M. C.

N.B. The shortest way is to find one direction to the ascendant or M. C., and then add or subtract the portion of the planet's semi-arc to find the others.

Example.— \odot 's semi-arc to Δ of ascendant is $2^{\circ} 34'$; add $\frac{1}{3}$ of the semi-arc of \odot $19^{\circ} 18'$, and it gives $21^{\circ} 52'$, for M. C. * \odot , which is \odot 's distance from the 8th; add $\frac{1}{3}$ again, and it gives $41^{\circ} 11'$, the arc for M. C. \square \odot or ascendant \wp \odot . Take from $41^{\circ} 11'$ the $\frac{1}{5}$ of \odot 's semi-arc, it gives $29^{\circ} 36'$ M. C. quintile \odot . Take $\frac{1}{2}$ \odot 's semi-arc from $41^{\circ} 11'$, and it gives $12^{\circ} 14'$, the M. C. semi-quartile \odot , which is, of course, ascendant sesquiquadrate \odot .

CHAP. IX.

TO DIRECT ☉ OR ♃ TO ANY ASPECT IN THE
WORLD (EXCEPT PARALLELS) BY CONVERSE
MOTION.

WHEN ☉ or ♃ above the Earth are moved onwards to form the aspect, from the east towards the west, or below the Earth from the west towards the east, it is termed a *converse direction*.

Rule 1.—As the semi-arc of the planet to whose aspect ☉ or ♃ is directed is to that planet's distance within or without a certain house, so is the semi-arc of ☉ or ♃ to the *second* distance from the house which forms the required aspect with that from which the planet's distance is taken.

Rule 2.—Find the apparent or primary distance from the said house, and take the sum or difference of the two distances according as the ☉ or ♃ falls short of or passes the cusp of the house, for the *ARC OF DIRECTION*. If the aspect is formed before the ☉ or ♃ passes the house, the *difference*, but if they pass the house to form the aspect, the *sum* must be taken.

Example 1.—Required the arc of ☉ □ ♃ converse?

106 GRAMMAR OF ASTROLOGY.

As the semi-arc of \hbar $64^{\circ} 24'$, propor-
tional logarithm (arith. comp.) 9.5536

Is to \hbar 's distance from the 12th (outside)

$4^{\circ} 58'$ proportional logarithm 1.5592

So is the semi-arc of \odot $57^{\circ} 55'$ prop. log. 4925

To the \odot 's second distance from

the 9th outside $4^{\circ} 28'$ 1.6053

As the \odot has to pass the 9th to

form the \square , add the distance of

the \odot from the 9th, which is

the arc of ascendant $\triangle \odot$ 2 34

The *sum* is $\odot \square \hbar$ converse.... 7 2

To those who have not tables of proportional logarithms, it will be useful if we work this example by the *Rule of Three*.

As $64^{\circ} 24'$ is to $4^{\circ} 58'$, so is $57^{\circ} 55'$ to the Ans. $4^{\circ} 28'$.

60	60	60
<u>3864</u>	<u>298</u>	<u>3475</u>
		298
		<u>27800</u>
		31275
		6950

3864)1035550(268

7728

26275

23184

30910

30712

198

minutes of a deg.,
which divided by
60, gives $4^{\circ} 28'$,
the same as by the
logarithms.

Example 2.—Required the arc of direction of ♃ to the ☐ of ☉ by converse motion?

As the semi-arc of ☉ $57^{\circ} 55'$ proportional
 logarithm (arith. comp.) 9.5075

To ☉'s distance *inside* the 9th $= 2^{\circ} 34'$,
 proportional logarithm 1.8459

So is the semi-arc of the ♃ (diurnal) $86^{\circ} 51'$,
 proportional logarithm 3165

To the second distance of ♃ inside the 12th,
 $3^{\circ} 51'$ 1.6699

To find the ♃'s primary or actual distance
 from the 12th, add $\frac{1}{3}$ her semi-arc diurnal
 to her distance from the 1st house $7^{\circ} 5'$
 180° less ♃ semi-arc nocturnal $93^{\circ} 9' =$
 $86^{\circ} 51'$, of which $\frac{1}{3}$ $= 28^{\circ} 57'$

Moon's primary distance from the 12th $= 36^{\circ} 2'$

Take away her *second* dist. to the 12th $= 3^{\circ} 51'$

Leaves the arc of ♃ ☐ ☉ converse $32^{\circ} 11'$

N.B. That semi-arc, whether diurnal or nocturnal, must be taken where the planet is when the aspect is *completed*. The ♃ at Ada's birth was under the Earth, but when she formed the ☐ with the place of ☉ at birth, she was near the 12th house; of course her *diurnal* semi-arc must be taken.

To work the proportional logarithms, the rule is to add the logarithms of the 2d and 3d numbers together, and take from their sum the logarithm of the 1st number, which will leave the logarithm of the 4th number. But a shorter method is to take the *arithmetical complement* of the logarithm of the first number, instead of the logarithm itself; and then add all three logarithms together, and the result will be the same. The arithmetical complement of a logarithm is what it wants of 10.0000. The common way to find it is to take each figure from 9, beginning at the left hand, except the right hand figure, which must be taken from 10.

Example.—What is the arithmetical complement of the proportional logarithm of γ 's semi-arc $64^{\circ} 24'$?

Its proportional logarithm is 4464. As there is no index, the arithmetical complement will have 9. in the index; then 4 from 9 are 5; and 4 from 9 are 5; and 6 from 9 are 3; and 4 from 10 are 6; which will stand thus, 9.5536. If the index amounts to 10 or more, reject 10 in the index; for instance, in the second example of $\mathcal{D} \square \odot$ converse, the logarithm of the \mathcal{D} 's distance inside the 12th is 11.6699, which we call 1.6699, by rejecting 10 in the index.

CHAP. X.

TO DIRECT THE SUN OR MOON TO ANY ASPECT
IN MUNDO (EXCEPT THE PARALLELS) BY
DIRECT MOTION.

WHEN the ☉ or ☽ are supposed to remain fixed in the place they were at birth, and the planets ♃, ♅, ♄, ♁, ♀, or ♁, are moved on to form the aspect, according to the regular motion of the heavens, the direction is called *Direct Direction*.

Rule 1.—As the semi-arc of the ☉ or ☽ is to its distance from a certain house, so is the semi-arc of the planet directed to the *second* distance of that planet.

Rule 2.—Add or subtract it from the planet's apparent (or primary) distance, according as it passes or falls short of the cusp; the result is the ARC OF DIRECTION.

Example 1.—Direct the ☉ to ♄ ♅ by direct direction.

As the ☉'s semi-arc $57^{\circ} 55'$, proportional

logarithm 4925 (arith. comp.) 9.5075

Is to the ☉'s meridian distance $16^{\circ} 44'$,

proportional logarithm 1.0317

So is the semi-arc of ♅ $64^{\circ} 24'$ prop. log. .4464

To the *second* distance of ♅, past the

M. C. $18^{\circ} 36' =$.9856

As ♅ passes the cusp of the 10th,

add his apparent distance,

which is his meridian distance 37 58

The sum is the arc of ☉ ♄ ♅ D.D. 56 34

N.B. Having worked one direction, others may generally be had from it by the proportional part of the semi-arc of the planet directed:—

Thus, from the arc of the ☉ ☿ ♀ D. D. 56 34

Take $\frac{1}{2}$ of ♀'s semi-arc ($64^{\circ} 24'$) 32 12

It leaves the arc of ☉ semiquartile of ♀ D. D. 24 22

From this semiquartile take $\frac{1}{6}$ of ♀'s

semi-arc 10 44

It leaves the arc of ☉ * ♀ D. D. 13 38

Example 2.—Find the arc of ☽ □ ♀ D. D.

1. As the semi-arc of ☽, $93^{\circ} 9'$ proportional logarithm (arith. comp.) 9.7139

To dist. of ☽ from the 1st house, $7^{\circ} 5'$ 1.4050

So is the semi-arc of ♀, $64^{\circ} 24'$ 4464

To the *second* distance of ♀ to the 10th,

$4^{\circ} 54'$ 1.5653

2. The apparent distance of ♀ is his meridian distance 37 58

From which take his *second* distance . . 4 54

Leaves the arc of ☽ □ ♀ D. D. 33 4

Taking $\frac{1}{3}$ of ♀'s arc from this 21 28

Leaves the arc of ☽ * ♀ D. D. 11 36

Taking $\frac{1}{6}$ of ♀'s arc from this 10 44

It leaves the arc of ☽ semiq. ♀, D. D. 0 52

N.B. As this latter arc is within one degree, it came into operation in the first year of life ; and will act all through life to the injury of the native, it being a radical position, by which ♃ vitiates the ♎. Its effects are mitigated by the * of ♃ to ♎ in zodiac.

CHAP. XI.

TO DIRECT THE SUN OR MOON TO MUNDANE PARALLELS CONVERSE.

THESE have been already described in Chap. XIII, Book I (which see).

Rule 1.—As the semi-arc of the planet to whose parallel ☉ or ♎ is directed is to its meridian distance, so is ☉ or ♎'s semi-arc to the *second* distance of ☉ or ♎ from the meridian.

Rule 2.—The difference between ☉ or ♎'s meridian distance and *second* distance is the ARC OF DIRECTION ; or if it pass the meridian to form the parallel, the sum must be taken.

Example 1.—Required the arc of ☉ to parallel ♃ converse.

112 GRAMMAR OF ASTROLOGY.

As the semi-arc of $\text{h } 64^{\circ} 24'$, proportional
 logarithm (arithmetical complement) .. 9.5536
 To the meridian distance of $\text{h } 37^{\circ} 58'$ 6759
 So is the semi-arc of $\odot 57^{\circ} 55'$ 4925

 To the second distance of \odot $34^{\circ} 9'$.7220

 The \odot 's meridian distance.... 16 44

 Leaves the arc of \odot par. h conv. 17 25

Example 2.—Required the arc of D parallel g converse.

As the semi-arc of $\text{g } 79^{\circ} 19'$, proportional
 logarithm (arith. comp.) 9.6441
 To the meridian distance of $\text{g } 74^{\circ} 37'$.. 3824
 So is the semi-arc (diurnal) of D , $86^{\circ} 51'$ 3165

 To the *second* distance of D , $81^{\circ} 43'$ 3430

As the aspect falls above the Earth, the D 's diurnal meridian distance (found by taking her meridian distance from 180°) must be taken.

The D 's diurnal meridian distance is $93^{\circ} 56'$
 From which take her second distance.... 81 43

 It gives the arc of D parallel g converse 12 13

CHAP. XII.

TO DIRECT THE SUN OR MOON TO MUNDANE
PARALLELS DIRECT.

THIS is merely reversing the operation of the converse parallels.

Rule 1.—As the semi-arc of ☉ or ☾ is to its meridian distance, so is the planet's semi-arc to its *second* distance.

Rule 2.—The difference between the planet's meridian distance and second distance, or, if it pass the meridian to form the parallel, their sum, will be the ARC OF DIRECTION.

Example.—Find the arc of ☉ parallel ♀ D. D.

As the semi-arc of ☉, $57^{\circ} 55'$ propor-

tional logarithm (arith. comp.) 9.5075

To ☉'s meridian distance, $16^{\circ} 44'$ 1.0317

So is the semi-arc of ♀ $64^{\circ} 24'$ 4464

To the *second* distance of ♀, $18^{\circ} 36'$.. .9856

From the meridian distance of ♀ $37^{\circ} 58'$

Take the *second* distance of ♀ 18 36

It gives the arc of ☉ parallel ♀ D. D. = 19 22

CHAP. XIII.

TO DIRECT THE SUN OR MOON TO PARALLELS
IN MUNDO;

*That is, to Parallel Distances from the Meridian by Rapt
Motion, called RAPT PARALLELS.*

THIS name of rapt is an old term, meaning *carried away*; and it signifies those parallels which are formed by both the significator (as ☉ or ☽ are termed) and the promittor (as the planets ☿, ♀, ♄, ♂, ♁, and ♃, are termed) being carried away by the motion of the Earth on its axis from the places they were in at birth, till they come to equal or parallel distances from the meridian.

Rule 1.—Add together the semi-arc of the ☉ or ☽ and that of the planet, and take half their sum.

Rule 2.—Find the difference between the A. R. of the ☉ or ☽ and that of the planet, and take half that difference.

Rule 3.—Note the semi-arc of the body which will be applying towards or approaching the meridian when the parallel is formed, and take half of it.

Rule 4.—Then say, As half of the sum of the semi-arcs is to half the semi-arc of the body applying to the meridian, so is half the difference of A. R. to

half the *second* distance of the body applying to the meridian, which must be doubled.

In other words, add to the arithmetical complement of the proportional logarithm of half the semi-arcs the proportional logarithm of half the semi-arc of the body which applies to the meridian, and the proportional logarithm of half the difference of A. R.; the sum will be the proportional logarithm of half the *second* distance of the body applying to the meridian.

Lastly.—Take the *second* distance from the apparent distance of the body from the meridian, and the remainder will be the ARC OF DIRECTION.

Example 1.—Bring the ☉ to the rapt parallel of ♀ in Ada's nativity.

To semi-arc of ♀ 64° 24', ½ of it is 32° 12'	A.R. of ♀ 311° 17'
Add semi-arc of ☉ 57° 55'	A.R. of ☉ 256° 35'

2) 122 19

2) 54 42

Half 61 9 p. log. (A.C.) 9.5311	Half 27 21
---------------------------------	------------

½ of ♀'s semi-arc 32 12 prop. log.... 7474

½ of the diff. A. R. 27 21 prop. log.... 8183

P. log. of ½ the *second* dist. of ♀ 14° 24' = 1.0968

× 2

Second distance of ♀ 28 48

Lastly, From the apparent or meridian	0
distance of \mathfrak{h}	37 58
Take the <i>second</i> distance of \mathfrak{h} from the	
meridian	28 48
<hr/>	
It leaves the <i>arc of direction</i> of \odot rapt	
parallel \mathfrak{h}	9 10
<hr/>	

N.B. These rapt parallels are most powerful directions, and never fail to produce important effects. This direction it was which caused the death of the native's noble and talented father, as it will be seen by the rules for turning arcs of direction into time, that it came up exactly at the period of Lord Byron's death. *All parallels act like conjunctions ; good with good planets, and evil with evil planets.*

Example 2.—Required the arc for the rapt parallel of \mathfrak{D} to \mathfrak{J} . The body of \mathfrak{J} is nearer the ascendant than that of \mathfrak{D} ; and he therefore rises first, and will form a parallel distance to the M. C. according to his semi-arc (diurnal, as he will be above the Earth), with that formed by \mathfrak{D} to the meridian under the Earth, according to her semi-arc. But as the opposition of \mathfrak{D} will be at an equal distance from the 10th or diurnal meridian, as her body is from the 4th or nocturnal meridian ; and as the rule requires the arcs used to be both diurnal or both nocturnal, we take the \mathfrak{g} of \mathfrak{D} instead of the \mathfrak{D} herself to work with.

Then to the semi-arc(diurnal)		
of ♂	100 41	A. R. ♂ 18 42
		Add....360 0
Add the semi-arc (diurnal)		
of the ♄ of ♃, which is her		378 42
own semi-arc, nocturnal..	93 9	A.R. of ♃'s ♄ 187 15
	<u>2)193 50</u>	<u>2)191 27</u>
		Half.. 95 43
Half	96° 55' = P. log. (A.C.)	9.7311
Half semi-arc ♂	50 20	5534
Half A. R.....	95 43	2743
Half the second distance	49° 43'	5588
	<u>× 2</u>	
The second dist. ♂ to meridian	<u>99 26</u>	
A. R. of ♂ (with the circle)	378 42	
A. R. of the meridian (diurnal)	273 19	
Apparent or primary distance of ♂ to		
meridian	105 23	
Take away ♂ second distance	99 26	
Leaves the arc of ♃ rapt parallel ♂ ..	<u>5 57</u>	

Example 3.—Find the rapt parallel of ☉ to ♃. When ♃ sets, he will *apply* to the nocturnal meridian, and soon form a parallel distance with the ☉ to the diurnal meridian. The opposite place of ☉ must be worked with as if he were in the 3d house, as the nocturnal arcs are used.

CHAP. XIV.

OF DIRECTIONS TO THE PART OF FORTUNE.

THE \oplus is a *fixed spot* in the heavens, and, like the M. C., it has no motion of itself. Bodies of planets may be carried to it, or form aspects with it; but it cannot itself move onwards, either in the zodiac or by converse motion in the world. The \oplus therefore has nothing to do with the zodiac, and forms no zodiacal aspects; it is capable of direct direction only. The \odot , D , or any planet, may be brought to its \oslash or g , or any other aspect in the world, except the rapt parallel. (*See Book II, Chap. XIV.*)

To direct \odot , D , or any Planet, to an Aspect of \oplus .

Rule 1.—As the semi-arc of \oplus is to its distance from any house it may be near, so is semi-arc of the planet directed to the planet's *second* distance to the house which is in aspect with the house to which \oplus is measured from.

Rule 2.—Add or subtract the second distance from the apparent, according as the planet passes or falls short of the house; the sum or difference is the
ARC OF DIRECTION.

Example.—Required the arc of \oplus to $\Delta \odot$ in Ada's nativity.

As semi-arc \oplus $93^{\circ} 9'$, proportional logarithm (arithmetical complement) 9.7139
 Is to distance of \oplus from 4th house, $11^{\circ} 25'$ 1.1977
 So is semi-arc of \odot $57^{\circ} 55'$ 4925
 To \odot 's *second* distance *past* the 8th house,
 where he will be four houses (a Δ asp.)
 from \oplus $7^{\circ} 6' = 1.4041$
 Add to this second the \odot 's apparent
 distance to 8th house or * M. C. 21 52

The sum is the arc of $\oplus \Delta \odot$ 28 58

To direct any Planet to a Parallel of \oplus .

Rule 1.—As the semi-arc \oplus is to its meridian distance, so is the planet's semi-arc to its second distance from the meridian.

Rule 2.—Take from or add this to the planet's meridian distance as before for the ARC OF DIRECTION.

Example.—Bring \oplus to parallel of \mathfrak{h} .

As semi-arc of \oplus , $93^{\circ} 9'$ 9.7139
 To its meridian distance, $11^{\circ} 25'$ 1.1977
 So \mathfrak{h} semi-arc, $64^{\circ} 24'$ 4464
 To \mathfrak{h} 's second meridian distance, $7^{\circ} 54' = 1.3580$

The meridian distance of \mathfrak{h} is $37^{\circ} 58'$

The second distance of \mathfrak{h} to the meridian,
 when he forms a parallel to \oplus 7 54

Arc of \oplus parallel to \mathfrak{h} 30 4

CHAP. XV.

OF TURNING THE ARC OF DIRECTION INTO
TIME, TO LEARN AT WHAT AGE ITS EFFECTS
WILL BE FELT.

THIS is termed equating the arc of direction. It is a measure of time, and depends on the apparent motion of ☉ in the zodiac.

Rule.—To the A. R. of ☉ at birth add the arc of direction, which will be the A. R. of ☉ when the aspect is complete. Find in how many days and hours after birth the Sun acquires this A. R., and allow for each day one year of life, and each two hours one month. To find this time, look in the Ephemeris for the longitude answering to this A. R., and from the day and hour when ☉ reaches this longitude take the day and hour of birth; the difference is the number of days and hours after birth, which are to be turned into years and months, to know the age at which the direction will operate.

Example.—Required the time of life when the direction of ☉ rapt parallel of ♀ in Ada's nativity will be in operation.

The A. R. of ☉ at birth 256° 35'

The arc of ☉ rapt parallel ♀ 9 10

A. R. of ☉ when the aspect is complete 265 45

The longitude answering to A. R. $265^{\circ} 45'$ is $\uparrow 26^{\circ} 7'$, and the \odot arrived at this longitude at about half past 8 o'clock on the evening of the 18th of December 1815.

Then from Dec. 1815 18 days, $8\frac{1}{2}$ hours
 Take the day and hour of birth 10 days, 1 hour

There remains 8 days, $7\frac{1}{2}$ hours;
 which, at the rate of 1 year for 1 day, and 1 month for 2 hours, is very near the age of 8 years and 4 months, which was the 10th of April, 1824. Now on the 19th of April 1824, Lord Byron (the native's father) died, which shews the time of birth to be correctly noted; as primary directions can rarely be brought up to nearer than a month of the time of the event.

CHAP. XVI.

OF SECONDARY DIRECTIONS.

ALL the directions we have hitherto considered are termed PRIMARY DIRECTIONS; and they are found to operate for several weeks, and sometimes for many months; especially the mutual aspects of \odot and D , which, owing to their apparent magnitude, generally come into operation, and remain so for 6 or 8 weeks, at least, before and after the time the direction is perfect. The directions of h are generally slow and tedious, bringing a continuation of sickness or trouble to the native, according as they may act. Those of

Mars are generally soon over, but sharp and sudden in their effects. Parallels in the zodiac sometimes continue a great length of time in operation, as, when they fall near the tropics, the ☉ or ♃ sometimes lie several days nearly in the same declination; and the effect will be to cause a certain chain of events to befall the native, at times, for 7 years or more together.

SECONDARY DIRECTIONS are merely the aspects formed by the ♃ after birth, and they are far less powerful than primary directions; and if these are opposed to them in nature at the time, they have little or no effect. But if the primary and secondary directions agree in nature (for instance, if the ☉ were in ♌ or parallel, &c. of ♎ in the primary and the ♃ in parallel of ☉'s declination, or in ill aspect to ♌ or ♎, &c. in the secondary direction), the event is generally shewn when the influence is most powerful; viz. when the secondary direction is complete. Secondary directions endure only a week or two.

To calculate Secondary Directions.

Rule.—Observe the day and hour after birth when ♃ forms any aspect either with the ascendant or M. C. or her own place at birth, or those of ☉ or any planet, and take the day and hour of birth from it; the difference will be the *arc of direction*. This arc is to be turned into time, at the rate of 1 year for 1 day, and 1 month for 2 hours. The Moon also forms aspects in the heavens after birth, independent of the places in the figure of birth; and these also must be

noted, and the *arc of direction* found in the same manner.

Example.—In Ada's nativity the ♃ comes to the parallel declination of ☉ at 8h. 33m. P.M. on the 18th of December, 1815. And from her birth that measures 8 days 7 hours and 33 minutes, equal to 8 years 3 months and 23 days, which is the 2d of April 1824, within a fortnight of the time of the death of Lord Byron. At 9h. 42m. P.M., which measures to 19th of April, 1824, the day of the father's death, she had 23° 17' declination; and on that very day she had also 23° 17' declination at noon!

CHAP. XVII.

OF REVOLUTIONS, LUNATIONS, TRANSITS, &c.

THE Revolution of the Sun is his return to his place at birth. This may readily be estimated to within a trifle, and the figure erected with the same A. R. of M. C. as at birth, and the places of the planets marked in; and according as the ☉, ♃, Ascendant, and M. C., &c. are well aspected by the planets at the time, will the native be influenced during the following year. If the revolution accords with the directions operating, it gives them greater power, as it is an additional influence; if, however, there be no close aspects at the revolution, it has little effect either way.

Example.—In Ada's nativity ☉ returned to the place he was in at her birth exactly at 11h. 30m. A.M.

on the 10th of December, 1823; and here follow the places of the planets at that revolution.

Planet	♄	♅	♆	♇	☉	♀	♁	♂
	♄	♅	♆	♇	♄	♅	♆	♇
Long.	10° 19'	18° 20'	8° 23'	24° 4'	17° 40'	1° 14'	16° 0'	14° 12'
Dec.	23° 25'	15° 0'	23° 5'	4° 18'	22° 54'	9° 30'	23° 35'	2° 15'

Observe, that we find ♄ in parallel with ☉; but his benefic nature is vitiated by being in ♄ to ♄; and both ♄ and ♄ having the declination of ☉, do much afflict that luminary, and in a child's natus tend to injure the father. The Moon is separating from a ♄ of ♄, and applying to a close ☐ of ☉ in the radix or figure of birth; she is in ☐ also to the place of ♄ at birth: and having returned to her own declination, she is rendered more able to do evil; as the Moon upon her own place at any time has more power for good or evil, as she may be aspected, than in any other situation. The ☉ also is in ☐ to ♄, who is more evil by being in sesquiquadrate aspect to the radical place of Saturn: and, lastly, ♂ is farther afflicted by being in close ☐ to ♄. All these very evil positions, and some others which I have omitted to notice, denoted much trouble to the native that year; accordingly in four months after she lost her father.

LUNATIONS.—The new or full Moon immediately preceding any important event, will generally shew, by the positions of the luminaries as regards the

planet's places in the radix and at the revolution, the nature of the events about to follow.

Example.—The full Moon preceding Lord Byron's death was at 3h. 47m. P.M. on the 13th of April, 1824; and we find that ☉ was in $23\frac{1}{2}^{\circ}$ of ♍, the radical place of ♂, the ♄ being, of course, in $23\frac{1}{2}^{\circ}$ of ♌, the ♄ to ♂ at birth; ♄ and ♀ had the same declination $3\frac{1}{4}^{\circ}$, which is close on that of ♄ at birth, and at the last revolution. ♄'s declination was $13^{\circ} 45'$, close to that of ♀ at the revolution; ☉ and ♄ 9° , that of ♂ at birth.

TRANSITS.—These are the passing of any planet over any important part of the radical figure, or the *revolutional* figure, such as the places of the ☉, ♄, ascendant, M. C. &c. Unless, it be within two or three weeks of the birthday, transits over the radical places have little or no effect; but if near the birthday, they are very important, in subordination notwithstanding to the directions at work.

Example.—On the day Lord Byron died, ♄ having just gone over the ☐ of the place of ♂ and sesquiquadrate of ♀ at the revolution, is found at noon of the fatal day in ♍ $10^{\circ} 4'$, exactly the place of ♄ at the revolution; and in parallel to ♄ and ♄ at that time, and her own dec. in the secondary direction $23^{\circ} 17'$.

N.B. The place ☉ has arrived at by directional motion in the zodiac is also worthy of notice; as transits over and in aspect to it have important effects. For example, we find that ☉ has arrived at ♌ $26^{\circ} 20'$ by his motion in the zodiac at the time this native lost her father; as may be seen by bringing

☉ to that point by oblique ascension in his pole, as directed in Chap. II, Book II. Now, on the 17th of April, 1824, ♃ passed that point in the zodiac, being at the time in ♈ to ♌; and on the day when the native's father died the evil ♌ is found to transit the ♈ of that very point, being in ♌ 26° 10' R.: his being retrograde added to his evil nature.

Thus by the primary direction of ☉ rapt parallel ♌, which measures exactly to the time of the father's death; by the evil secondary direction of ♃ parallel ☉; by an evil revolution, in which ☉ was in ♈ to ♌, and ♃ in ♈ to ☉, ♌, and ♌, with other ill testimonies; by a very fatal lunation, the full Moon on the 13th April, 1824, and by violent transits over the ♈ of ☉'s place in the zodiac by direction, and also of ♃ over the body of ♌ at the revolution, her exact declination in the secondary direction, and ♌ to that of ☉ at birth, do we find an abundant harvest of evidence in this nativity of the wonderful harmony and power of planetary influence. The student may rely, that when he meets with persons who deny its existence, they have never given it a fair examination, and, in all probability, no examination whatever; yet "NONE SHOULD CONDEMN WHO DO NOT UNDERSTAND!"

PROGRESSES.—These are the positions the ♃ forms in her progress, by allowing one synodical lunation for one year of the native's life; but as they are rather of a complex nature, involving several proportions to bring them out, and as they are not always important, I thought it better to omit giving rules for

them in this elementary work. But if I publish a second edition, I may add these also.

Planets' Places when Lord Byron died.

Planet	♄	♅	♆	♇	☉	♀	♁	♂
	♌	♍	♎	♏	♐	♑	♒	♓
Long.	15 46 ⁰	23 35 ⁰	5 19 ⁰	26 10 ⁰	29 21 ⁰	2 37 ⁰	7 20 ⁰	10 4 ⁰
Dec.	22 55 ⁰	16 52 ⁰	23 30 ⁰	3 40 ⁰	11 15 ⁰	0 24 ⁰	14 25 ⁰	23 17 ⁰

CHAP. XVIII.

TO RECTIFY THE ESTIMATED TIME OF BIRTH
TO FIND THE TRUE TIME.

UNLESS the time of a child's birth be accurately noted by an astrologer, or for astrological purposes, it is very likely to be incorrect; and as an error of half a minute may throw a direction out six weeks, and an error of two minutes cause the direction to be wrong by six months, it becomes important to know how to learn the true time of birth, when we have only what may be termed the estimate time.

To effect this purpose, erect the figure of the heavens for the estimate time, and complete the speculum of the planet's places for that time; then, if the birth be that of a person who has lived a few years, learn some two or three important events which have happened to the native, and the periods at which they occurred, and then calculate the *solar arc* for each of those periods.

To calculate the Solar Arc.

Rule.—Turn the age at which any event happened into days and hours after birth, by allowing a day for a year, and two hours for a month; add this number of days and hours to the time of birth, and look in the Ephemeris for the longitude the Sun will have arrived at at that period; then find the A. R. corresponding to that longitude, and subtract the ☉ A. R. from it: the difference will be the *solar arc* required.

Example.—In the nativity of Ada we have the estimate time as given by Lord Byron (see Chap. VIII, Book 1), which is one hour, P.M., 10th of December, 1815; for which, having erected a figure of the heavens, and found the planets' places, &c., we will proceed to rectify, to find the true moment of birth.

The death of the native's father took place on the 19th of April 1824, at which time the native was 8 years 4 months and 9 days old. Call this 8 years 4 months, which will be equal to 8 days 8 hours of time after birth,

	Days	Hour
Time of birth December 1815, at	10	1
Add the time of the father's death	8	8
	<hr/>	
Time of the accident	18	9
	<hr/> <hr/>	

The ☉'s longitude at 9 hours P.M. on the 18th of
 Dec. 1815 was \uparrow $26^{\circ} 9'$, the A. R. of
 which is $265^{\circ} 48'$
 From this take ☉ A. R. at birth $256 \quad 35$

There remains the *solar arc* for the time
 of her father's death $9 \quad 13$

Having found the *solar arc*, see if any direction falls near, the nature of which corresponds with the nature of the accident, according to the rules "To judge of the Effects of Directions" (Chap. XI, Book I); and then, if it be a direction to any of the angles or a rapt parallel, you have only to find the difference between the *solar arc* and the ARC OF DIRECTION, to know the error of the estimate time of birth.

Example.—*Solar arc* for the father's death $9^{\circ} 13'$

The arc for ☉ rapt par. \downarrow $9 \quad 10$

Error in minutes of a degree $0 \quad 3$

Thus, if we add $3'$ to the arc for the ☉ rapt parallel \downarrow , which is done by taking $3'$ off the A. R. of the M. C., we shall make it correspond exactly to the *solar arc*: hence it appears that the time of birth is given too late by $3'$ of a degree, which, when turned into *time*, are only 12 seconds; so that the *true time of birth* of this young lady was 0h. 59m. 48s. P.M. 15th December 1815.

This error, being so trivial, will cause only about a fortnight error in the predictions made from directions to the angles; and it will have no sensible effect on the other directions, and none at all on those made to ☉ or ♃ in the zodiac.

If, however, you would be correct, add 3' to the arc of direction for each rapt parallel and for each aspect to the ascendant or M. C. The directions to the parallel's converse and direct should be worked over again, as they may require a correction of 5' each, equal to a month in the native's life.

Should no direction to an angle or rapt parallel apply *nearly* (for it is rare that births, if noted at all, are not correct within 5 minutes), you must see whether any mundane parallel or other aspect applies to the accident; and if you find it does, but that the error exceeds 10' of a degree (or, if you choose to be very correct, if there be an error of above 2 or 3 minutes of a degree), apply the following

Rule to find the True Time of Birth.

Rule 1.—Reduce the mer. dist. of ☉ or ♃, whichever you bring up the direction to, into minutes, by multiplying it by 60, and call it the *first* position; then add to or diminish that mer. dist. by 1 degree, and, after reducing that also to minutes, call it the *second* position; then opposite the second position place the error of the arc of direction, multiply them

together, and call the amount A. Work the same direction over again with the altered mer. dist. (taking care to add to or lessen by 1 degree the mer. dist. of the planet employed also); find the error of that arc of direction, and place it opposite the first position. Multiply these also together, and call the amount B.

Rule 2.—If *both* errors be *greater* or *less* than the *solar arc*, find the *difference* between the errors, and make it a divisor; find also the difference between A and B, and make it a dividend: the quotient will be the true *mer. dist.* of ☉ or ♃ at the moment of birth, the difference between which and the amount of the mer. dist., which was made the 1st position, is the error of the A. R. of M. C. at the estimate time of birth.

Rule 3.—But if *one* error be *greater* and the *other less* than the *solar arc*, take the *sum* of the errors for a divisor, and the sum of A and B for the dividend; and the quotient is the true mer. dist. as above.

Observe.—When you have gained the true mer. dist. of ☉ or ♃ by this operation, and found how much you have to add to or diminish the M. C. to ascertain the true A. R. of M. C., turn that correction into *time*, and add it to or deduct it from the estimate time of birth, and you will have the *true time of birth*. And observe also, that all the directions you may have worked to the angles, in-

cluding rapt parallels, must be corrected by that amount*.

Example.—Suppose the estimate A. R. of M. C. $273^{\circ} 19'$, mer. dist. of \odot $16^{\circ} 44'$, mer. dist. of h_2 $37^{\circ} 58'$, and that I find the arc of \odot to parallel h_2 D. D. to be $19^{\circ} 22'$, while the event which I believe it produced gives a *solar arc* of $19^{\circ} 10'$, the 1st error is $12'$ too great.

Add 1° to the 1st position, and the 2d error will be $1^{\circ} 55'$, or $115'$ too little.

1st Position $16^{\circ} 44'$ or $1004 \times$ 2d error 115 B = 115460

2d Position $17^{\circ} 44'$ or $1064 \times$ 1st error 12 A = 12768

127) 128228 (1009 $\frac{85}{127}$ or
127 nearly 1010'.

1228

1143

85

The 1st error is *greater* than the *solar arc*, and the 2d error *less* than the *solar arc*; hence the *sum* of the two errors is taken and the *sum* of A, B. }

The quotient 1010 divided by 60 gives $16^{\circ} 50'$ for the true *mer. dist.* of \odot at the time of birth; the difference between which and $16^{\circ} 44'$ is 6 minutes, to be added to the A. R. of M. C. as estimated; and by turning this into time, we have 24 seconds, to be added to the estimated time of birth to find the *true time of birth*.

* The other directions must be worked over again, and the poles of \odot and D and the meridian distances corrected.

Observe.—The best directions to rectify the estimated time of birth by are those of \oint , as the effects do in general answer very closely to the time of the direction. Whereas in directions to Saturn the event may come on slowly, and the direction may measure some minutes more or less than the solar arc. And I advise to correct by accidents to the person, if they can be known; such as serious falls or hurts, sudden attacks of disease, &c. The measles, scarlatina, or small-pox, are generally caused by \oint , but sometimes by \odot , especially if he be aspected by \oint . It is generally found, that if \odot or \oint come to semi-quartile or sesquiquadrate of the ascendant in the early part of life, such complaints fall out at that time. The death of the native's parents, if it have occurred, is also a safe accident to rectify by, as it generally happens upon some powerful directions. But I recommend to take at least two, and, if you can, three events, or "accidents," as they are termed by astrologers, to rectify the given time of the nativity by. And bear in mind, that if you do not at length get the true time of birth, *to within half a minute*, you cannot possibly be correct in your predictions of the time at which many events will happen to the native in the course of his existence.

CHAP. XIX.

A JUDGMENT FOR MARRIAGE IN THE NATIVITY
OF LORD BYRON'S DAUGHTER.

It may serve as a useful praxis for the young student, if we examine the directions in this lady's nativity which promise marriage. They are as follow :—

▷ par. ♄ D D. 20° 39'		
▷ par. ♄ Con. 21 42		
M. C. * ☉ ... 21 53	} M. C. * ☉ 21° 53'	
▷ par. ♀ D. D. 22 28		A. R. of ☉ 256 35
▷ par. ♀ Con. 23 29		

278 28 A. R. of ♄
7° 46', at which ☉
arrives 19d. 17½h.
after birth, which will
be at the age of 19
yrs. 9 mths.

Remarks.—The above train of directions will be in operation from the age of 18 and 6 months until that of about 21 years, during which the native will be fortunate, and receive offers of marriage; and the most powerful direction, being M. C. * ☉, will be the means of effecting that circumstance. If we wish to ascertain the time nearer, we have only to look what beneficial *secondary* directions occur at or near the time. Now, by reference to the Ephemeris, I find that the Moon comes to her own *square*, which always causes *changes*, and to * of ♄ at 10 o'clock on the morning of 30th December 1815, and to ☿ ☉ at 2h. 51m. P.M., which will in all probability point out extremely near the time of the native's marriage.

To enable the learner to work these secondary directions, I shall here give a

Rule to calculate the Time D forms the Aspects.

Rule 1.—Take the amount of the D 's motion in 24 hours, from which subtract the amount of the planet's motion (but if the planet be retrograde, add them), and the difference or sum is the D 's acceleration.

Rule 2.—Then find how far the D was from the aspect at the noon previous to her forming it. And say, If the D 's acceleration give 24 hours, what will the D 's distance from the aspect give? The answer is the time after the noon previous, when the aspect will be formed.

Example.—Required the time D forms a $*$ with U on the 29th of December 1815?

D 's place at noon, 30th Dec. $\text{U}^{\circ} 6^{\circ} 38'$ $\text{U} \dots \text{m} 5^{\circ} 35'$
 D 's place at noon, 29th Dec. $\text{U}^{\circ} 23^{\circ} 58'$ $\text{U} \dots \text{m} 5^{\circ} 26'$

D 's motion in the 24 hours $12^{\circ} 40'$ U 's motion 9
 U 's during the same 24 hours 9

As D 's acceleration $12^{\circ} 31'$ 8.8422

U 's $*$ at noon 29th $\text{U}^{\circ} 5^{\circ} 26'$ } ... to $24^{\circ} 0'$ $.8751$

D 's place ditto $\text{U}^{\circ} 23^{\circ} 58'$ }
 D 's distance from U 's $*$ $11^{\circ} 28'$ } so $11^{\circ} 28'$ 1.1958

To time of $*$ being formed D. H. M. $.9131$
 Add the day $21^{\circ} 59'$
 $29^{\circ} 0' 0'$

From this take the time of birth $29^{\circ} 21' 59''$
 $10^{\circ} 1' 7''$

Remains time after birth of $\text{D} *$ U $19^{\circ} 20' 52''$

* To make this subtraction, borrow $30'$, and then from $36^{\circ} 38'$ take $23^{\circ} 58'$

This, at the rate of a day for a year, is just 19 years 10 months and 13 days, which age the native attains on the 23d of October, 1835; and as at the age of 20 years and 26 days, or the 5th of January 1836, the ♃ is in ♈ with ☉, in the secondary direction, it is not at all improbable that the former of these periods may be that of the engagement being formed, and the latter that of its consummation.

I shall here give a few directions in this fair lady's nativity, for the student to practise in; and I advise him to bring each up for his own satisfaction.

DIRECTIONS IN THE NATIVITY OF LORD BYRON'S DAUGHTER.

				<i>Remarks.</i>
♃	♈	♂	Conv. 1 34	These came up in early in- fancy, and would cause several slight illnesses.
Asc.	△	☉	2 34	
Asc.	S.S.Q.	♄	2 48	
Asc.	♈	♂	. 4 42	This measures to 4 years and 3 months; and from that age to 4 years and 6 months rendered the native subject to the mea- sles, scarlet fever, small-pox, &c. I think it probable that the native may have taken the latter disease.

Asc. S. \square h° 5 46 } These measure to the age of
 D rapt par. g 5 57 } $5\frac{1}{2}$ years, at which time she
 may have suffered illness. But
 the native's mother is denoted
 by D, and no doubt she had much
 trouble under these aspects;
 for, in the nativity of children,
 the influence of directions, which
 do not affect the health, falls on
 the parents or guardians, fa-
 mily, &c.

\odot \square h conv. 7 2 } These came into operation
 Asc. g D . 7 5 } at six years old, when I have
 no doubt the native suffered
 in her health seriously. The
 influence lasted great part of
 the 7th year. And the family
 (particularly the *father*, who
 is always signified by the Sun)
 were afflicted by domestic dis-
 putes, &c. &c.

\odot rapt par. h 9 10 This caused the *death* of the
 native's father, at 8 years and
 4 months of her age.

\odot * u D. D. 9 21 } I judge that these caused the
 \odot g H conv. 9 32 } native benefit by her father's
will being in her favour.

\odot * f D. D. 11 14 } These are favourable to the
 D par. g zod. 11 41 } family affairs; but I think the

latter, in her 11th year, caused affliction to the mother of the native.

Asc. S.S.Q. ☉ 12 13 } These, in the 12th year, I
Asc. 8 ♄ 12 42 } think, caused pecuniary losses
and vexations; not very ma-
terial: the worst at *near* 12
years old; also ill health.

Asc. ☐ ♀ zod. 14 3 } At about 12 years and 9
☐ ☐ ♀ zod. 14 48 } months appears to have brought
illness, or some blow or bruise;
and also much trouble in the
family, with the death of some
relation, when about 13 years
old, or at 13 and 2 months.

Asc. 8 ♀ 14 41 } And all the early part of the
☉ ☉ ☿ conv. 14 48 } 14th year the native appears
to have suffered in her health
by the effect of these direc-
tions, which cause *weaknesses*
incident to young females,
coughs, &c.

☉ * ♄ zod. 15 36 But this good direction, at
about 14, did greatly improve
the native's health and spirits.

Asc. * ♀ 16 30 And at 15 years of age she be-
came very grave and thought-
ful in her demeanour, and was

benefitted by elderly friends,
or received a legacy, &c.

☉ par. ♀ con. 17 25

But by this ill aspect, at 15 and 6 months, and for a few weeks after, especially about July, 1831, the native appears to have affliction. I think she may have lost a relation by death; and her own health was not by any means good.

☉ p. ♀ D.D. 19 22

☉ ☐ ♀ zod. 19 22

These two very evil directions come up about the end of May, 1833; but they will remain in operation for some time during the spring and summer of 1833. Indeed, about *April* they appear to bring trouble, as ♀ came to the parallel of ♀ in the second motion at that time; and I fear that the native may have *considerable* illness and vexation. She will be subject to some complaint in the eyes, probably from taking cold; and she may fear much trouble to a *near friend*, probably the death of such an one.

The train following have been

already spoken of as likely to
bring about the native's mar-
riage; and therefore I shall
name no others but the

⊙ rapt.par. ^o 27 32

⊙ rapt.par. ♂ 27 53

which I leave the student to
equate. They will have a
powerful effect, and, indeed,
are extremely dangerous.

A GLOSSARY OF ASTROLOGICAL TERMS,
APPLICABLE TO NATIVITIES.

AFFLICTION.—Any planet being ill aspected by another, or being in an unfortunate situation, is said to be *afflicted*.

AIRY SIGNS.—II, ♊, and ♋.

AMBIENT.—The heavens, when spoken of in a general manner.

ANGLE.—The 1st, 4th, 7th, and 10th houses. When planets are therein, they are more powerful than in any other situation. Their order of strength is 10th, 1st, 7th, 4th.

APPLICATION.—To apply. These terms mean the approach of any planet to the body or aspect of another, or to the cusp of any house.

ASCENSION, RIGHT.—The distance any body or point in the heavens is from the beginning of the ecliptic, or first point of *Aries*. It is measured in degrees and minutes of a degree. It is thus abbreviated, A. R.

ASCENSION, OBLIQUE.—If a star be not on the equator, it will, when it rises, form an angle with that part of the equator which is rising at the same time, and this is called its

ASCENSIONAL DIFFERENCE.—This, added to its right ascension (A. R.) if it have *south* declination, but subtracted therefrom if it have *north* declination, gives its oblique ascension.

ASCENDANT.—The *first* house, or that space between the eastern horizon and one-third of the distance towards the meridian under the Earth.

BENEFICS.—The good planets ♃ and ♀.

CADENT.—A planet which has passed any angle, and remains within one-third of its semi-arc of the cusp of that angle. The whole space of the 3d, 6th, 9th, and 12th houses.

CIRCLES OF POSITION.—An astronomical term used in calculating the polar elevation of any planet.

COMBUST.—Being within about $8\frac{1}{2}$ degrees of the ☉, when the planet loses part of its power (owing to the burning qualities of ☉), which is transferred to that luminary. If the planet have great latitude, the ☉ has not much power on it beyond the distance of 7 degrees.

CONVERSE MOTION is that which is caused by the diurnal rotation of the Earth on its axis, which makes the ☉, ♃, &c. appear to rise, approach the meridian, set, &c. It applies particularly to the ☉ and ♃, when they are carried towards the promissors or their aspects.

CUSP.—The beginning of any house. Thus the eastern horizon is the cusp of the 1st house; and the meridian, where the ☉ is at noon, is the beginning, or cusp of the 10th house.

DECLINATION.—The distance any body is north or south of the equator. The ☉ never has more than $23^{\circ} 28'$ of declination, which is when he is in one of the tropics, and is caused by the pole of the Earth being inclined from the plane of the Earth's orbit.

DESCENSION.—The going down of any body from the meridian above to that below the Earth; for though the ☉ is lost sight of at sunset, he still *descends* till he reaches the meridian at midnight.

DESCENSION, OBLIQUE.—The reverse of Oblique Ascension (*which see*).

DESCENDANT.—The 7th house, or that space from the western horizon to one-third of the distance towards the meridian above the Earth.

DIRECTION.—The measuring the space between the bodies or aspects of any two planets, or that between any two parts of the heavens, to ascertain at what period of life the promised effect will appear. This distance is a certain number of degrees of the A. R. of the ☉, which, when

he has passed over, the direction is complete. It is called the *Arc of Direction*.

DIRECTION, SECONDARY.—The aspects formed by the Moon in the days immediately succeeding the birth. Each day between the birth and the time the aspect is formed is equal to one exact year of life; thus, if the ☽ form a good aspect with ♃, exactly 21 days after birth, the native will feel its effects just about his 21st birthday.

DIRECT MOTION.—This is in reality converse motion, but is so called to distinguish the case of the promittors being carried towards the bodies or aspects of the ☉ or ☽, which directions are considered somewhat less powerful than those by *converse motion*.

DIURNAL ARC.—Is the length of time that part of the heavens in which any planet is at birth is above the Earth; and it is usually measured in degrees.

EARTHY SIGNS.—♈, ♎, and ♉.

EQUATION OF TIME.—Owing to the irregular motion of the Earth round the Sun, this latter body does not always come to the meridian exactly 24 hours after its last passage over that point; but as all calculations in the Ephemeris of the places of the planets are made for the time the ☉ is on the meridian (or at *apparent noon*), the watch will sometimes be several minutes before or after noon at that moment. This difference between the *apparent* noon, or that shewn by the ☉, being on the meridian, and the *mean* noon, or that shewn by a correct watch, is the *Equation of Time*. The amount to be added to, or taken from, the time shewn by the watch is given for every day in the Ephemeris. If the Ephemeris says, “clock before ☉,” then take the time mentioned from the time of birth; but if it say, “clock after ☉,” then add the time mentioned (which is the equation of time) to the time of birth, as shewn by the watch.—*Example.* The Ephemeris

gives the equation of time for November 2, 1833, "clock after ☉ 16m. 16s.": hence, if the time of birth by a watch were the 2d of November, 1833, at 6 o'clock P.M., the *apparent* time of birth would be 6h. 16m. 16s. P.M., to which time all the planets' places, &c., and the figure of the heavens, must be calculated.

FIERY SIGNS.—☿, ♋, and ♏.

FIGURE OF THE HEAVENS.—A map or picture of the heavens as they exist at the moment any one is born; shewing the points of the zodiac rising, setting, and on the meridian; also those on the cusp of each house, and the situations of the planets.

HOUSES.—The divisions of the heavens which form (✱, □, or △) *aspects* with the meridian or ascendant; or, in other words, those spaces which shew the *one-third part* of any planet's semi-arc, either above or below the horizon. They are also portions of oblique ascension, consisting of 30 degrees each, or *one-twelfth part* of the whole circle of 360 degrees; being thus each equal to one sign of the zodiac; and, like them, they are twelve in number; and are reckoned from the eastern horizon towards the left hand, in the order of the signs, the ascendant being the 1st house. (See figure 2.)

HYLEG.—That body or point which is the giver of life.

HYLEGIACAL PLACES.—The 1st house, from 5° above to 25° below its cusp; the 7th house, from 5° below to 25° above its cusp; the 9th house, from 5° outside its cusp to half way between the mid-heaven and the ascendant.

LATITUDE, on the *earth*, is the distance of any *place* north or south of the equatorial line; in the *heavens*, it is the distance of any body north or south of the ecliptical line.

LONGITUDE, on the *earth* is the distance of any *place* east or west of Greenwich; in the *heavens*, is the distance of any body from the first point of the zodiac ☿, 0° 0'.

LIGHTS OR LUMINARIES.—The ☉ or ☿.

LUNATION.—The ♄, ☐, or ♀ of ☉ and ♃; also the length of time ♃ is going round the ☉, or round the zodiac.

MALEFICS.—♄, ♀, and ♃.

M. C. OR MEDIUM CÆLI, OR MID-HEAVEN.—The meridian above the earth.

MERIDIAN.—That point which is always *south* (where ☉ is at noon) is the meridian above the earth; and that point which is always *north* (where ☉ is at midnight) is the meridian below the Earth.

MERIDIAN DISTANCE.—The distance any body is by A. R. from the meridian.

MODERATOR.—The ☉, ♃, Asc., M. C. or ☊, because each acts in a mode peculiar to itself.

NOCTURNAL ARC.—The length of time any point in the Heavens is below the Earth, from its setting till it rises again. It is usually turned into degrees.

NODE.—That part of the ecliptic where a planet passes out of north into south latitude is its south node; that where it goes into north latitude is its north node.

OCCIDENTAL, ORIENTAL.—From the 4th house eastward to the 10th is oriental; and from the 10th westward to the 4th is occidental. But ☉ or ♃ are *oriental* between the 1st and 10th, and its opposite quarter, and are *occidental* between the 10th and 7th and its opposite quarter.

PARALLELS, in the *zodiac*, are equal distances from the equator, or having the same declination, whether of the same name or the opposite. In the *world*, they are equal distances from the meridian, in proportion to the *semi-arcs* of the planets which form them.

POLAR ELEVATION OR POLE.—The pole of a country is its latitude; that of a body in the heavens is a certain elevation from the meridian towards the horizon.

PROMITTOR.—The planets ♄, ♀, ♃, ♄, ♀, and ♃. If ☉ or ♃ are directed to each other, the one directed to may be termed a promittor; so if ☊, Asc., or M. C., be

directed to ☉ or ♀, these become promissors; because they promise the event.

RADICAL; RADIX.—The figure at birth is the *radix* or root from which every thing is judged; and the term radical refers to it.

RAPT PARALLEL.—Parallels formed by the motion of the earth on its axis, where both bodies are *rapt* or carried away by the same until they come to equal distances from the meridian.

RECTIFICATION.—The correcting the supposed time of birth, to find the *true* time.

RETROGRADE.—The backward motion which the planets appear to have sometimes, in consequence of the position and motion of the Earth.

REVOLUTION.—The turning round the ☉ by the Earth, which makes the ☉ appear to revolve and return to his place at birth once a year; very near the time of birth.

SEMI-ARC.—The half the arc a planet would form above the Earth if it remained *fixed* in the zodiac from the time of its rising until that of its setting, is called its semi-arc *diurnal*. The half of the arc it would, in like circumstances, form under the Earth from its setting until its rising, is called its semi-arc *nocturnal*. If a planet were to be on the mid-heaven, and not to move out of its place in the zodiac, it would set, and then descend to the north meridian in exactly 12 hours, because the Earth is 12 hours in turning half round; consequently whatever time the planet took in going from the mid-heaven to the horizon, if that time be taken from 12 hours, it would shew the time it takes to go from the horizon to the meridian below the Earth. Hence, if we know the length of a semi-arc, by deducting it from 180° (which are half the circle), we have the other semi-arc of that part of the heavens.—
N.B. The spot a planet was in at birth is to be considered

as the planet itself, because its influence is fixed in that spot during the life of the native, however the planet itself may move on in the zodiac, &c.

SEPARATION.—When an aspect is past, the planets, &c. are said to be separating from that aspect; and observe, that in a nativity the influence of any aspect to the moderators is *more* powerful if it be a few (8 or 10) degrees past, than if it be not yet formed.

SIGNIFICATOR.—This is that body or point to which a direction is made, as it signifies the nature of the direction's influence. This is a term that has been grossly abused in the science; and might, perhaps, be dispensed with.

SUCCEEDENT.—Those houses which lie between the angular and cadent houses, viz. 2d, 5th, 8th, and 11th, and planets in them.

SUPERIORS and INFERIORS.—♄, ♃, ♀, and ♂ are called the former, being beyond the Earth; and ♎, ♏, and ♐ are called the latter, being between the Earth and the ☉. The former are far more powerful and durable, in general, in their effects.

TRANSITS.—These are the passing over the place of any moderator or planet, or their aspects, either in the radix or revolution, &c. by any other body.

WATERY SIGNS.—♊, ♋, and ♎.

A Description of the Twelve Houses.

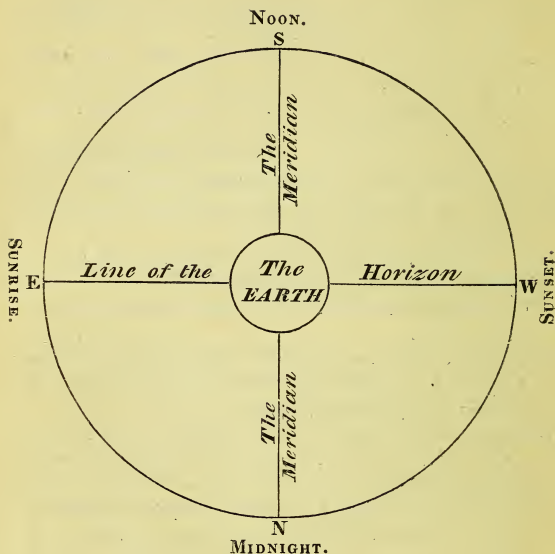
1st.—This influences the person, health, and character of the native. Good planets shew a good constitution and benevolent disposition; evil planets the reverse.

2d.—Influences in *some degree* the property of the native. If good planets be there, they assist to give wealth, according to their nature; evil planets the reverse.

- 3d.—This influences the native's journies, and his brethren or near relations.
- 4th.—This influences the native's father, and his property in land or houses, his inheritance, &c.
- 5th.—This affects his children, and the good or evil he may receive thereby.
- 6th.—This will shew something of the nature of the diseases he may be subject to.
- 7th.—This has some influence on the native's fate in marriage.
- 8th.—This points out, in part, the quality of his death.
- 9th.—This has something to do with his distant voyages, and his pursuits in science, law, &c.
- 10th.—This has *much* influence on his honor or credit, and on his trade, profession, or employment.
- 11th.—This house will shew the character of his friends, whether true or false.
- 12th.—This is the house of private enemies, and according to the quality of planets therein will the native meet with persons to do him secret mischief.

Observation.—The student must be cautious not to rely too much on the effects of the houses, as that has been one of the great follies of the Arabian and old English writers on the science. When a direction is complete, the house in which the body directed falls will help to point out the character of the circumstances it will produce; thus, if ☉ or ♃ come to an ill aspect with ♄ in the 9th, or with ♀ (he being in evil aspect to ♄ at birth), it may very probably produce a law-suit. If evil directions fall in the ascendant, they generally affect health.

FIG. 1.



N.B. The ☉, ☿, and planets rise at E, are on the meridian at S, set at W, and are again on the meridian (under the Earth) at N. This appearance is produced by the Earth in the centre turning round on its axis once in every 24 hours.

FIG. 2.

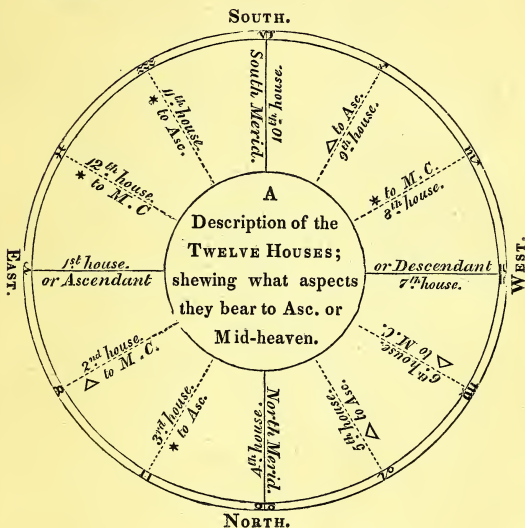
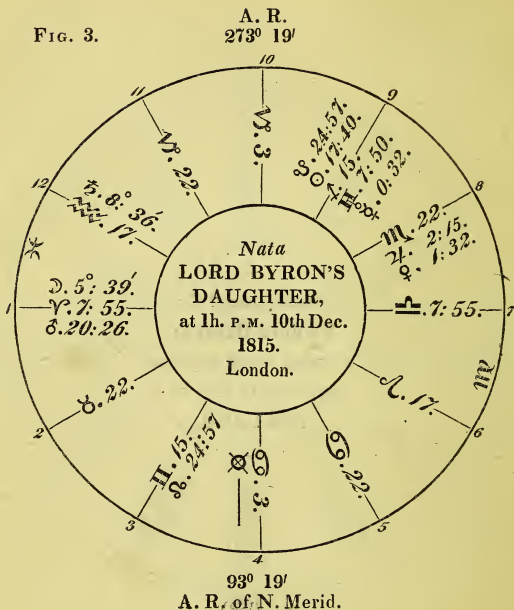


FIG. 3.



N.B. I am not certain whether this birth took place in London or not; but if it were at Newstead Abbey, the figure of the heavens would be very nearly the same, and the time of directions very little different.

A TABLE TO TURN TIME INTO DEGREES AND MINUTES, OR TO TURN DEGREES AND MINUTES INTO TIME.

Deg.	H.M.	Deg.	H.M.	Deg.	H.M.	Deg.	H.M.	Deg.	H.M.	Deg.	H.M.
Min.	M.s.	Min.	M.s.	Min.	M.s.	Min.	M.s.	Min.	M.s.	Min.	M.s.
1	0. 4	31	2. 4	61	4. 4	91	6. 4	121	8. 4	151	10. 4
2	0. 8	32	2. 8	62	4. 8	92	6. 8	122	8. 8	152	10. 8
3	0.12	33	2.12	63	4.12	93	6.12	123	8.12	153	10.12
4	0.16	34	2.16	64	4.16	94	6.16	124	8.16	154	10.16
5	0.20	35	2.20	65	4.20	95	6.20	125	8.20	155	10.20
6	0.24	36	2.24	66	4.24	96	6.24	126	8.24	156	10.24
7	0.28	37	2.28	67	4.28	97	6.28	127	8.28	157	10.28
8	0.32	38	2.32	68	4.32	98	6.32	128	8.32	158	10.32
9	0.36	39	2.36	69	4.36	99	6.36	129	8.36	159	10.36
10	0.40	40	2.40	70	4.40	100	6.40	130	8.40	160	10.40
11	0.44	41	2.44	71	4.44	101	6.44	131	8.44	161	10.44
12	0.48	42	2.48	72	4.48	102	6.48	132	8.48	162	10.48
13	0.52	43	2.52	73	4.52	103	6.52	133	8.52	163	10.52
14	0.56	44	2.56	74	4.56	104	6.56	134	8.56	164	10.56
15	1. 0	45	3. 0	75	5. 0	105	7. 0	135	9. 0	165	11. 0
16	1. 4	46	3. 4	76	5. 4	106	7. 4	136	9. 4	166	11. 4
17	1. 8	47	3. 8	77	5. 8	107	7. 8	137	9. 8	167	11. 8
18	1.12	48	3.12	78	5.12	108	7.12	138	9.12	168	11.12
19	1.16	49	3.16	79	5.16	109	7.16	139	9.16	169	11.16
20	1.20	50	3.20	80	5.20	110	7.20	140	9.20	170	11.20
21	1.24	51	3.24	81	5.24	111	7.24	141	9.24	171	11.24
22	1.28	52	3.28	82	5.28	112	7.28	142	9.28	172	11.28
23	1.32	53	3.32	83	5.32	113	7.32	143	9.32	173	11.32
24	1.36	54	3.36	84	5.36	114	7.36	144	9.36	174	11.36
25	1.40	55	3.40	85	5.40	115	7.40	145	9.40	175	11.40
26	1.44	56	3.44	86	5.44	116	7.44	146	9.44	176	11.44
27	1.48	57	3.48	87	5.48	117	7.48	147	9.48	177	11.48
28	1.52	58	3.52	88	5.52	118	7.52	148	9.52	178	11.52
29	1.56	59	3.56	89	5.56	119	7.56	149	9.56	179	11.56
30	2. 0	60	4. 0	90	6. 0	120	8. 0	150	10.0	180	12. 0

Explanation of the Table to turn Degrees and Minutes into Time, or the reverse.

Rule to turn Degrees into Time.—Look in the column marked *deg. min.* for the number of degrees required, and opposite to them, in the next column to the right hand, will be the *hours* and *minutes*.

Rule to turn Minutes of a Degree into Time.—Look in the column marked *deg. min.* for the number of minutes required, and opposite to them, in the next column to the right hand, will be the *minutes* and *seconds* of time.—N.B. If the degrees are above 180, take that number from them, and find the time for the remainder; then to that time add 12 hours.

Example.—What is the time answering to 49 degrees and 27 minutes? The number opposite 49 degrees is 3^h 16^m 0^s

The number opposite 27 min. is 1 48

Answer .	3 17 48
----------	---------

Rule to turn Time into Degrees, &c.—Look opposite the required *hours* and *minutes* for the *degrees* in the column before it; and if the time be *minutes* and *seconds*, that column will shew *minutes* of a degree.

A TABLE OF THE POLES OF THE HOUSES FOR
EVERY HALF DEGREE OF LATITUDE IN
GREAT BRITAIN.

Ascendant, or 7th House.	3d, 5th, 9th, or 11th House.	2d, 6th, 8th, or 12th House.
50 ⁰ : 0'	22 ⁰ : 33'	39 ⁰ : 14'
50 : 30	22 : 58	39 : 46
51 : 0	23 : 21	40 : 18
*51 : 31	23 : 47	40 : 51
52 : 0	24 : 12	41 : 24
52 : 30	24 : 44	42 : 4
53 : 0	25 : 6	42 : 32
53 : 30	25 : 32	43 : 5
54 : 0	26 : 1	43 : 39
54 : 30	26 : 30	44 : 13
55 : 0	26 : 59	44 : 48
55 : 30	27 : 29	45 : 24
56 : 0	28 : 1	45 : 59
56 : 30	28 : 33	46 : 36
57 : 0	29 : 6	47 : 13
57 : 30	29 : 40	47 : 50
58 : 0	30 : 15	48 : 27

* The Latitude or Pole of London.

*Explanation of the Table of the Poles of
Houses.*

This table will serve for any place in Great Britain, for which it may be desired to erect a figure of the heavens. The 1st column shews the pole of the 1st and 7th houses, which is always the latitude of the country; the 2d column shews the pole of the 3d, 5th, 9th, or 11th houses; and the 3d column the pole of the 2d, 6th, 8th, or 12th houses. If the latitude of the place fall any where between an even degree and half degree, a proportion may be readily calculated for the difference: thus, if the latitude be that of Liverpool, $53^{\circ} 25'$, and it be required to find the pole of the 12th house, say, As 30 miles are to the difference between the poles of the 12th, for 53 degrees and $53^{\circ} 30'$, which is 33 minutes, so is the difference of latitude 25 to the difference of pole $27\frac{1}{2}$ minutes, to be added to the pole of the 12th for 53 degrees. Hence the pole of the 12th at Liverpool is $42^{\circ} 59\frac{1}{2}'$, which is correct with that found by trigonometry to within half a minute, its true pole being $42^{\circ} 59'$. The chief use of this table is, to find the polar elevation of the ☉ and ♃; but this may be done more accurately by trigonometry.

Rules to Calculate the Longitude of the Cusps of the Houses, for persons not possessing a Table of Houses or; if the birth be far distant in latitude from the place for which the Table of Houses is calculated.

Rule 1.—The oblique ascension of the house is found by adding 30° to the A. R. of the M. C. for each house distant; thus, 30° for the 11th, 60° for the 12th, 90° for the ascendant, 120° for the 2d, and 150° for the 3d.

Rule 2.—Find the distance of the cusp of the house from γ or \cap ; the former by taking its oblique ascension from 360 if above 270° , or the latter by taking it from 180° if above 90° .

Rule 3.—Add the *log. cosine* of the oblique ascension of the cusp of the house (reduced as by Rule 2) to the *log. co-tangent* of the pole of the house: the sum is the *log. co-tangent* of angle A.

Rule 4.—If the oblique ascension be less than 90° from *Aries*, add $23^{\circ} 28'$ to angle A; if it be less than 90° from *Libra*, take the difference between $23^{\circ} 28'$ and angle A: the result call angle B.

Rule 5.—Add together the arithmetical complement of the *log. cosine* of B, the *log. cosine* of A, and the *log. tangent* of the oblique ascension of the cusp of the house: the sum will be the *log. tangent* of its

longitude from Aries or Libra, according as it was nearest to either by oblique ascension.

N.B. If angle B exceed 90° , take the log. *sine* of the excess above 90° instead of the log. *cosine*, and find its arithmetical complement. And in this case the longitude must be reckoned from the opposite equinox to that of the oblique ascension; if the oblique ascension was measured from Υ , reckon it from \cap ; and if the oblique ascension was measured from \cap , reckon the longitude from Υ .

Example.—If the A. R. of the M. C. at Liverpool be $273^\circ 19'$, what degree of the zodiac is ascending?

A. R. of M. C.	$273^\circ 19'$
Add 90° for 3 houses	90 0
	<hr/>
	363 19
A. R. of Υ $0^\circ 0'$	360 0
	<hr/>
Oblique ascension of ascendant	3 19
	<hr/>
Log. cosine of $3^\circ 19'$	9.99927
Log. co-tangent of pole of Liverpool $53^\circ 25'$..	9.87053
	<hr/>
Log. co-tangent angle A, which is $53^\circ 28'$...	9.86980
	<hr/>
Angle A	$53^\circ 28'$
Add (the oblique asc. being nearest Υ) ..	23 28
	<hr/>
The sum is angle B.	76 56
	<hr/>

Log. cosine angle B (A comp.)0.64573

Log. cosine angle A.9.77473

Log. tangent oblique asc. from $\varphi = 3^{\circ} 19'$...8.76306

Log. tangent of longitude from $\varphi = 8^{\circ} 41'$...9.18352

It will be seen that the longitude of the ascendant differs only 46' from that of London ; which makes no difference, except in bringing the \mathfrak{D} to the ascendant by second motion, as it is the A. R. of the M. C., or oblique ascension of the ascendant, and not the longitude, which is used in working directions.

FINIS.

Just Published, by SHERWOOD & Co. Price 5s. plain, and
5s. 6d. coloured,

RAPHAEL'S

ROYAL BOOK OF FATE:

QUEEN ELIZABETH'S ORACLE OF FUTURE EVENTS,

A WORK OF THE GREATEST INTEREST,

WITH A LARGE HIEROGLYPHIC PLATE,

Containing Sixty-four Antique, Quaint, and Mystical Emblems, relating to Riches, Love, Marriage, Happiness, Dreams Foretold, and all subjects of *Fate*, *Chance*, and Mortal Destiny; with Five Thousand correct Answers to the most important Questions, shewing the future fate of Human Life, performed in a SIMPLE and PLEASING MANNER, by the Art of Sortiligy, by Cards, and by Lots or Points, entirely divested of every thing that can render the subject abstruse or difficult, being the final part of an extremely valuable, rare, old, Illuminated Manuscript (formerly belonging to the celebrated Earl of Essex, who was beheaded for high treason in the reign of Queen Elizabeth), and which was known to have been consulted by the "Virgin Queen," and her Courtiers, on every momentous occasion;

A RARE RELIC OF OLDEN TIMES,

Faithfully Compiled from the Original (which cost Twenty Guineas), and

Edited by RAPHAEL, the Astrologer of the 19th Century.

Third edition, to which is added,

RAPHAEL'S NATIVITY,

By ZADKIEL THE SEER,

Author of the "Grammar of Astrology."

Compton & Ritchie, Printers, Middle Street, Cloth Fair, London.