

# the PYRAMID Guide

No 5

Bi-monthly NEWSLETTER

Single Copy 50¢ Yearly Pre-Paid \$2.75

MAY  
JUNE  
1973



## HAND LEVITATION DE-LEVITATION

Previously unpublished data from Valerie Ann Olin of Park Ridge, Illinois:

**western union**

**Telegram**

IN MY OWN HAND-LEVITATION RESEARCH ... STOP ... I FIND NO NEED FOR SPECIMEN PLATFORM COMMONLY USED IN OTHER TESTS ... STOP ...

I HAVE SUCCESSFULLY USED PYRAMID REPLICAS OF VARIOUS SIZES WITH TRIANGULAR OPENING CUT THROUGH ONE PANEL ... STOP ... HAND FITS INSIDE STRUCTURE ... STOP ... ONE PANEL MAY BE REMOVED FROM BASE-ENCLOSED REPLICAS WITH EQUAL RESULTS ... STOP ...

ALL MY PYRAMIDS HAVE "ORIENTATION FLOORING", CARDBOARD SHEET, EQUAL IN WEIGHT TO PYRAMID ITSELF ... STOP ... SHEET CONTAINS OUTLINE CIRCUIT OF BASE AND NORTH-SOUTH, EAST-WEST AXIS LINES ... STOP ... FLOORINGS NOT ATTACHED TO PYRAMIDS, EXCEPT WHEN ONE ENTIRE PANEL REMOVED FROM REPLICA ... STOP ... FLOORING USED TO ORIENT PYRAMID LINING SHEET ON NORTH-SOUTH LINE FIRST ... STOP ... PLACE PYRAMID ON FLOORING AND ANCHOR WITH TAPE ... STOP ... AM NOW CONSTRUCTING BOX-LIKE FLOORING FOR MY REPLICAS, PER DATA GIVEN IN YOUR ISSUE NUMBER TWO ... STOP ... APPROACH EXTREMELY EFFICIENT ... STOP ...

WHEN I FIRST BEGAN MY LEVITATION RESEARCH, WELL OVER A YEAR AGO, I FIRST PLACED MY PALM DOWN FLAT ON THE NORTH ORIENTATION PYRAMID FLOORING. EITHER HAND WILL LEVITATE WITH PALM DOWN, OR UP. IT MUST BE ALIGNED TO THE NORTH-SOUTH AXIS, FINGERTIPS DIRECTED NORTH. RELAX BOTH HAND AND FOREARM ON THE FLAT-SURFACED PYRAMID FLOOR AND TABLE RESPECTIVELY - KEEPING HAND COMPLETELY STILL FOR EFFECTIVE RESULTS. IN USING LARGER PYRAMIDS THE ARM WILL LEVITATE AS EASILY AS THE HAND.

ONE HAND OR THE OTHER WILL LEVITATE NO MATTER HOW POSITIONED BELOW THE APEX - FINGERS, KNUCKLES, OR SOME AREA OF THE HAND BETWEEN THE KNUCKLES AND WRIST. A POINT IN LINE VERTICALLY WITH THE APEX AND CENTER OF MY PALM - TURNED UP OR DOWN - PRODUCES SATISFACTORY RESULTS.

THE POWERFUL VORTEX WITHIN CAN BE FELT AS A TINGLING SENSATION, CHARGING THE HAND ALMOST IMMEDIATELY. THE FINGERS LEVITATE FIRST, USUALLY ONE BY ONE. I AM ALSO AWARE OF THE CLOCKWISE, POSITIVE POLARITY ROTATION ACTIVITY OF THE VORTEX INSIDE OF MYSELF.

MY PARTICULAR "NORM", THAT IS THE TIME-LAPSE NECESSARY TO CHARGE EITHER HAND FULLY SO THAT PRIMARY LEVITATION TAKES PLACE, IS SEVEN MINUTES, FORTY-FIVE SECONDS. ONCE THIS "NORM" IS ACHIEVED, THE HAND WILL LIFT OFF THE FLOORING AND HOVER INDEFINITELY UNTIL THE ANTI-GRAVITY CIRCUIT IS BROKEN BY WITHDRAWAL OF THE HAND FROM THE PYRAMID REPLICA.

THE "NORM" SHOULD VARY FROM PERSON TO PERSON DUE TO SIZE AND WEIGHT OF HIS HANDS. (ed note:

Continued on page 5



## MEDITATION PYRAMIDS

Reports flowing in to "the Pyramid Guide" from scattered corners of the earth indicate a growing interest in meditation pyramid models. The replicas range in size from 3 feet high, on up to those accommodating a dozen or more meditators in one sitting. Benefits claimed by our readers, lecture, and class participants range from feelings of calmness to a high state of euphoria. The results are achieved, they say, by relaxing the body, shutting out external stimuli, thought, and inducing an altered state of consciousness, by getting into the deeper levels of profound silence.

Some devotees say they experience a dropping away of tensions and worry. Others believe they attain a heightened charge of *Psychic* energy, accelerated memory recall, views of past incarnations, visions, dreams, indescribably beautiful colors, forms, symbols, or music from the spheres.


But the claims don't end there. We frequently receive comments suggesting audio impressions the sound of OHM (AHM) - mantra of the universal "I", wisdoms from higher planes, experiences of precognition, interplanetary, telepathic communications, answers to prayers, and a generally improved state of well-being.

Pyramid meditators say they usually sit upright with the upper chakras (human energy centers) located at approximately one-third up from the pyramid's base, directly below the apex. One can easily make his own meditation pyramid. Little power is lost in pyramids without panels. A frame of correct dimensions outlining the form is all that's required. It can be made of 3/8" or 1/2" plumbing pipe to join the five corners by properly drilled holes in angular blocks. The larger the pyramid, the greater the free-energy fields. The replicas also make excellent storage for organic foods and preserves, some advocates say.

Still curious? You may write to PYRAMID GUIDE. It takes awhile, but we try to answer all mail △

# Pyramidia

by Georgiana



## MONOLITHIC MASS MOVERS

A Kiwanis Club lecturer on the subject of Egypt had so piqued Edward J. Kunkel's curiosity about some of its mysteries that he set about to make some deductions on the nature of ancient engineering involved, at least, in temple, obelisk, and pyramid construction.

The lecturer had described a huge door of the temple of Karnak — eighty tons in weight and hanging from two bowling-ball sized pivots. Early in examining the possible forces capable of accomplishing the movement and placement of such a door, Kunkel deduced that simple force itself could not have been utilized directly. A run-down of all means to move mass, (and there are quite a few) brought him to the conclusion the use of hydraulics, or water power, was the most reasonable, logical one.

His reasoning on how such a monolithic mass could be moved and placed in position theoretically involved the presence of a stone-walled, water-filled enclosure inside which the door would stand upright with pivots up. He conceived the use of two barges, each having heavily greased wooden bearings to fit exactly corresponding round wooden shafts, equally greased, at the center of each side of the door. He could see that with the water reaching proper height and shafts turning easily in bearings, the door was swung upright and moved easily to its location.

### THE PYRAMID GUIDE

A bi-monthly newsletter issued Jan., March, May, July, Sept., Nov., of each year. Edited and published by Bill Cox and Georgiana Teeple of EL CARISO PUBLICATIONS, P.O. Box 176, Elsinore, Calif., 92530.

While the editors are interested in all information regarding the Great Pyramid and replicas, it should be understood the Pyramid Guide is not limited to the scientific aspects, Pyramidology, Egyptology, or other esoteric studies on the subject.

The "Pyramid Guide" Welcomes letters and briefly-written articles associated with pyramids and energy of form (free energy) phenomena. The opinions expressed are those of the contributors, however, and do not necessarily reflect those of the editorial staff of PYRAMID GUIDE, EL CARISO PUBLICATIONS

Copyright ©1973 by El Cariso Publications, printed in the United States of America. All rights reserved. No part of this letter may be used or reproduced without written permission of El Cariso Publications.

## DEFYING GRAVITY

Suspending gravity so material substances can rise physically unsupported does seem quite preposterous to the rational mind. Pure levitation, or weightlessness, unless occurring in a vacuum or in outer space, literally ruins our scientific concepts of gravity. Moreover, it taxes the imagination of the most open-minded observer.

Eye-witness reports of anti-gravity demonstrations — and these are many — prove seeing isn't necessarily believing. To the ever weight-conscious earth being why should it be otherwise?

I'd be interested to know if anyone has ever smelled or tasted gravity, but, when I think about it, I see and hear its effects everywhere. Moreover, I feel the ever-present gravity in my daily steps, jumps, lifting, lowering, pushing, pulling, pressing, leaning, and balancing — with, and against, its mysterious force(s). It makes me feel heavy just thinking about it! I believe we take gravity for granted... Where would we be without it?



Then he saw the barges sinking with the water being drained off, the pivots clinking into sockets, the barges floating away, and the door hung with the greatest of ease.

So intrigued with the ideas was Kunkel that he put them down exploratively on paper. The walls he drew were naturally thicker at the bottom, a hydraulic design. To his great amazement he discovered that these wall shapes corresponded to Egyptian temple designs! This led to an even greater curiosity about their structural details, and he realized that the temple of Karnak actually resembled a massive masonry water reservoir. The walls were thick enough at the base to withstand any hydrostatic pressure and high enough for erecting any monolith inside. Further, on the inside of the temple, on the top of each course of stone, are narrow, slot-like bevel cuttings, indicating, surely, the use of some lifting device inside!

Kunkel noted that all temples not hewn from solid rock were masonry-constructed and all were surrounded by "girdle walls" which he thought could have been catch or storage basins for the water used as a lifting medium for construction. One temple, Mut, shows actual remains of a "sacred" lake, and this Kunkel regards as fairly positive proof of his theory.

But, according to his imaginings, thousands of gallons of water were being used, Kunkel realized; and this brought him finally to conjecturing about the use of pumps. A study of the knowledge and accomplishments of the ancient Egyptians made it easy enough to believe them capable of having utilized such a device; and a study of some of the hitherto unexplained cuttings on the interior of temples and pyramids added strength to his deductions.

For the mass of fascinating details observed by Mr. Kunkel and for a description of the pump he engineered and built to duplicate his conception of the pyramid pump (complete with photos), one must read PHARAOH'S PUMP — now available through El Cariso Publications. See the order on the back cover. △

## FOURTH DIMENSION REACHOUT

Page 2

The idea of pro-gravity now strikes me. Imagine, by some sudden trick of nature, in a super de-levitated state, we were rooted to the earth by a ponderous pull of gravity. It awakens in me an empathy for the tree and the boulder.

Though laboratory tests with levitation have been generally unsuccessful, phenomena of this sort is currently receiving more public acceptance. "Closet" scientists are even now beginning to show their faces through dimly lighted door openings.

Astounding conjurations by magicians, John Nevill Maskelyne, and H. Kellar of the last century and Indian fakirs of all time using ropes, wires, concealed counter-weights, mechanical lifts, optics, mirrors, magnetism, air pressure, gas, and hypnotism or illusion have been omitted purposefully in this study. I have, instead, discovered some acts of levitation not easily explained by historians as trickery. How I wish I could have seen, personally, those rare individuals who have voluntarily, or involuntarily, levitated objects with frequency — even their own bodies!

Besides levitating objects, history records Saint Dunst of Glastonbury, Saint Theresa of Avila (the real "flying nun"), and Saint Joseph of Cupertino (the flying monk), all soaring skyward at the most inopportune times.

Saint Joseph couldn't take his meals at the common table lest he levitate to the ceiling complete with crockery, food, and all. On other occasions, to the amazement of his fellows, his body flew aloft from among the church congregation to hover over the altar, afterwards returning in likewise manner to his seat. He was once reported to have lifted up and placed a heavy cross in the hole prepared for its base when ten struggling laborers were unequal to the task. Saint Dunstan was said to have relocated his church with a gentle shove. The ascension of Jesus Christ was also a dramatic manifestation of Divine forces overcoming gravity.

Simon Magus, Christian magician of Samaria, referred to in the Bible, was known to have levitated room furniture as well as his own body in a manner beyond any known magic. Students of the saintly Yogis, Pantajali, and Bhaduri Mahasaga, and other mystics, claimed they have seen these masters levitate their bodies at various times. The books available on the subject are redundant with reports of total and partial levitation, and the acts haven't always been manifested by saints or eastern holy men.

Mediums down through the years have stimulated countless incidents of table-tipping, turning, high-spinning hats, flying horns, and myriad other phenomena. Careful investigation by competent investigators in some cases ruled out the possibility of hoax. Neither has all poltergeist activity usually associated with spirits and flying objects been written off as being scientifically explainable by the rules of this world.

Daniel Dunglas Home, a medium of the last century, performed acts of levitation under various conditions. Home raised himself up horizontally above the floor, floating out through a window over seventy feet up, and back into the room through another window — thus returning softly to his point of departure in a chair surrounded by dumbfounded spectators. He often sent tilting tables flying with the objects thereon holding their positions in defiance of gravitational laws. In another demonstration, Homes was said to have levitated the Countess Orsini while she played a concert piece along with her grand piano and bench. All floated around the room until she had completed the musical rendition, then returned to their original position without the slightest bump!

Continued on page 3

## CAPSTONES...

CLIPS, COMMENTS,  
QUOTES, AND LETTERS

## AT TIMES NO SHADOW AT ALL

And from an anonymous subscriber-reader in Houston, Texas....

Dear Mr. Cox,

I have just now read the editor's note on page 5 of "Pyramid Guide" #3 which says that one can determine the direction of true north by using the shadow of a pyramid at noon. I assume you had read of the method elsewhere as I had. However, the method is completely inaccurate for almost every location on earth.

For one thing, there are times of the year during which, for most of the United States, a pyramid does not cast a shadow at noon. But more important, even when there is a shadow at noon, it will not necessarily indicate true north. The method seems to suppose that when it is noon at any given place, the sun is directly above the meridian which passes through that place. This is, however, almost always not the case.

Consider two adjacent pyramids located at nearly the same place except that they are on opposite sides of the boundary between two time zones. When it is 12 o'clock in the first time zone, the sun will cast a shadow which will be pointing somewhere to the west of true north. And, one hour later, when it is 12 o'clock in the other time zone, the other pyramid will cast a shadow which is to the east of true north. The result will be by two different directions, since the two determinations are made one hour apart; and the sun changes position in the sky during that time.

Such difference in direction would be approximately 15 degrees if the pyramids are located near the geographic pole (either north or south) of the earth. The difference in direction would increase as the pyramids are moved to locations farther from the pole.

For every latitude between 23½ degrees north and 23½ degrees south, there are time zone boundary points such that, if two vertical sticks are placed on opposite sides of the boundary, there is a time of the year where the shadows of the two sticks cast - at their respective noons - will differ in direction by about 180 degrees. There would be very substantial error for people in the United States near the edge of a time zone, and the error would decrease as one approaches the center of that time zone. Significant error could be expected for any random location. (And what about places on daylight saving time?)

I hope you will have the chance to talk to an astronomer about this. Meanwhile, I believe that method should not be used for trying to determine true north, and I don't think it should appear in the next issue of "Pyramid Guide".

If you write to Valerie Ann Olin (whose letter appears on page 5 of "Pyramid Guide" #3), please tell her that the magnetic declination (i.e., the angular difference between true north and magnetic north) in Park Ridge, Illinois is at the present time, about one degree east. And at the present time, the rate of change of the magnetic declination there is about 3 minutes of arc westward annually. (I believe that for any practical purpose, any daily or monthly variations in the magnetic declination would be so extremely small they could be ignored and would not even be noticed with an ordinary compass.)

Since there is disagreement among researchers as to whether a pyramid is best oriented to the true north or to the magnetic north, the experiment which Mr. Gambling suggests (on page 5 of "Pyramid Guide" #3) involving the charging time for pyramid energy should be tried to determine the maximum power position. (See comments on hand levitation in this issue). It would be best done at a location where the magnetic declination is large. At the present time it is very approximately 15 degrees east in Elsinore. A geologist could tell you where to find a precise current value. Some places have magnetic declinations more than twice as large.)

Since throughout the world the directions for magnetic north slowly change over the years, perhaps the Egyptians oriented the Pyramid in a direction which would be in the best direction on the average (assuming now that a pyramid is best oriented to magnetic north and assuming that they had to choose one single orientation since one cannot continually re-orient the Great Pyramid). It would be interesting to ask a geologist whether the average direction of magnetic north at the location of the Great Pyramid is about the same as true north. (And has such a general average remained constant over the ages? I would guess that it has.) The location of the Great Pyramid is, very approximately, 30 degrees north latitude, 31 degrees 10'E longitude. (More accurate values are available.)

In case you're interested, write to the U.S. Patent Office, Washington D.C., for copy of Patent No. 2,482,773 describing THE HIRONOMUS ELOPTIC ENERGY DEVICE.

Dear Bill,

There was an editorial note to the dissertation on true north about the shadow of the pyramid at noon being a determinant of true north. A word of caution here. That is true only at LOCAL APPARENT NOON which occurs individually at each longitude when the sun is due south crossing the meridian. It is, or may be, far from true at noon "clock", "standard", time or "daylight saving" time, or any of the various kinds of time in use. They may be 1/2 or even 1 1/2 hours in error.

To know when the sun is due south - true - you already have to know true north! The other indicator is that the sun is at its maximum altitude from the horizon, a very difficult moment to determine even by sextant and artificial horizon since the sun is moving very slowly in altitude and more rapidly in azimuth at that time.

Best to you all, Capt. Norman W. Gambling USN ret.

## REACHOUT Continued

I find reference to Home's contemporaries, a man named Gordon, and the Reverend William Stainton Moses, who were also known to have levitated objects and people. The trance medium, Eusapia Palladino, was said to have sent tables in free flight and, on occasion, elevated her own body to a state of suspension in midair.

I have seen film of Nelya Kulagina, a Russian woman, who can mentally raise objects weighing up to fifty grams and move substances weighing up to two pounds horizontally, by the direction of her will.

In the next issue, I'll comment on anti-gravity discs and the subject of levitation vs P.K., also some concepts of how these accelerated lifting and psycho-energetic phenomena are achieved.

## LOOK! NEW ADDITIONS TO OUR CATALOGUE

No pyramid enthusiast's library is complete without Edward J. Kunkel's brilliant, revolutionary concept of how the Great Pyramid of Giza was built entitled PHARAOH'S PUMP. "Your explanation, I believe, is the solution of one of the greatest mysteries of the ages," said George Washington Carver to Kunkel.

and ...

E. Raymond Capt's extremely revealing, readable booklet, "The Great Pyramid De-Coded."

and ...

The remarkable CAMERON AURAMETER book in which the late Master bridges the scientific and supernatural with the world's most ingenious dowsing device.



Hand levitation pyramids available. Three panel base enclosed, and four panel with triangular opening models. Write to "The Pyramid Guide" for catalog and information.

Have you read "Spectrum"? In depth, person-to-person research. Analytical investigations into PSI FORCES, UFO PHENOMENA, and related events. The very latest on YETI and SASQUATCH expeditions. Exciting reports on WINGED THINGS, HOSTILITY CASES, and MIB data ... (articles invited).

The "Spectrum Quarterly Journal", now edited by former editor of "Saucer Scoop". Membership \$4.00 yearly. Send dues to:

Joan O'Connell "Spectrum"  
109 South Drive  
Copperas Cove, Texas 76522

# COMPUTERIZED "PI" FORMULAS FOR MAKING YOUR OWN PYRAMID REPLICAS

$$\pi = 3.141592653589793238462643383279502884197169399375 \dots$$

$$\sqrt{\pi} = 1.7724538509 \dots$$

$$\pi^2 = 9.869604401089 \dots$$

$\pi$

If the perimeter of the base of a pyramid divided by twice the height of the pyramid is equal to pi, then the angles of the pyramid have the following values:

$$\begin{aligned} \angle BMA &= 51.853974012777 \text{ degrees} \\ &= 51 \text{ degrees } 51 \text{ minutes } 14.3 \text{ seconds} \\ &= 0.9050225767665 \text{ radians} \end{aligned}$$

$$\begin{aligned} \angle MAB &= 38.14602598722 \text{ degrees} \\ &= 38 \text{ degrees } 8 \text{ minutes } 45.69 \text{ seconds} \\ &= 0.665773750028 \text{ radians} \end{aligned}$$

$$\begin{aligned} \angle YXA &= 58.29770908951 \text{ degrees} \\ &= 58 \text{ degrees } 17 \text{ minutes } 51.75 \text{ seconds} \\ &= 1.01748696998 \text{ radians} \end{aligned}$$

$$\begin{aligned} \angle XAZ &= 96.00555210173 \text{ degrees} \\ &= 96 \text{ degrees } 0 \text{ minutes } 19.987 \dots \text{ seconds} \\ &= 1.6756129843702 \text{ radians} \end{aligned}$$

$$\begin{aligned} \text{dihedral angle} &= 112.42746647658 \text{ degrees} \\ \text{of two} &= 112 \text{ degrees } 25 \text{ minutes } 38.879 \text{ seconds} \\ \text{adjacent sides} &= 1.9622294596919 \text{ radians} \end{aligned}$$

$$\begin{aligned} \angle BXA &= 41.99722394913 \text{ degrees} \\ &= 41 \text{ degrees } 59 \text{ minutes } 50 \text{ seconds} \\ &= 0.7329898346 \text{ radians} \end{aligned}$$

$$\begin{aligned} \angle NAM &= 76.292051974445 \text{ degrees} \\ &= 76 \text{ degrees } 17 \text{ minutes } 31 \text{ seconds} \\ &= 1.3315475000567 \text{ radians} \end{aligned}$$

$$\begin{aligned} \angle XAY &= 63.40458182 \text{ degrees} \\ &= 63 \text{ degrees } 24 \text{ minutes } 16.49 \text{ seconds} \\ &= 1.106618713626 \text{ radians} \end{aligned}$$

$$\begin{aligned} \angle XAB &= 48.002776050866 \text{ degrees} \\ &= 48 \text{ degrees } 0 \text{ minutes } 9.99 \text{ seconds} \\ &= 0.83780649218510 \text{ radians} \end{aligned}$$

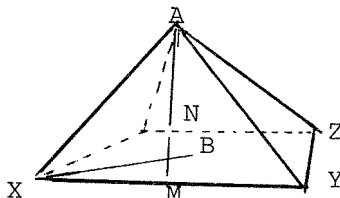
$$1 \text{ radian} = 57.29577951308 \dots \text{ degrees}$$

and the following is a list of the dimensions of several pyramids having this proportion:

| XY<br>Base      | AB<br>Height    | XA<br>Edge      | AM<br>Distance from Apex<br>to Perimeter of Base |
|-----------------|-----------------|-----------------|--|
| 1.000000000000  | 0.636619772367  | 0.9514645209199 | 0.8094965933031                                  |
| 2.000000000000  | 1.273239544735  | 1.9029290418398 | 1.618993186606                                   |
| 1.57079632679   | 1.000000000000  | 1.4945569745    | 1.2715542753135                                  |
| 1.0510113388    | 0.6690945992942 | 1.0000000000000 | 0.85079009832176                                 |
| 1.2353356       | 0.786439100095  | 1.175378042     | 1.0000000000000                                  |
| 85.14693182963  | 54.206220359    | 81.01428470108  | 68.926151246                                     |
| 232.8050000000  | 148.2082661060  | 221.50569779    | 188.4548544039                                   |
| 232.8045820016  | 148.2080000000  | 221.5053000821  | 188.4545160                                      |
| 755.5400000000  | 480.9917028146  | 718.8695041358  | 611.6070561042                                   |
| 756.181351719   | 481.4000000000  | 719.4797275419  | 612.1262281359                                   |
| 9131.000000000  | 5812.975141488  | 8687.8225405    | 7391.51339345                                    |
| 9131.0390476587 | 5813.000000000  | 8687.85969298   | 7391.545002397                                   |

When the base has length 2, the length of AM is 1.6189931866 . . . .

This should not be confused with the value of phi which is 1.6180339887 . . . .



## MAKING YOUR MEDITATION PYRAMID

1. How to orient a 4' pyramid to true north 000 degrees T.
2. Base and other dimensions for a Pi- size meditation pyramid 4' high. So far I have the base length of 6', 3, 13/32" (translated to our rulers) each side. For slope length or triangle sides, I have to get a trig book with tables. If that is the problem, confirm and I will get busier. Sunday a.m.

The Pi relation between height and base is the constant I used. As it gets higher, it gets bigger - always same proportions, always same angle. I did not have to figure the angle the way I worked and used only the right angle between altitude and base of triangles. The angles can be computed from the three sides of the triangles I gave you - but I did not have good enough trig tables

readily available. Any high school math teacher can give it to you in a few minutes to the nearest minute, or if you build one, you can use the lengths and measure the angle but not to the minute probably. I would say from the proportions I developed that 51 is good and closer than you can physically build it anyway.

Friday I had a hot flash and figured how to calculate the pyramid sides without a trig book. Enclosed is the result. (See outside page for diagram). How to build it I don't know - depends on who is the carpenter - what constitutes a doorway in, and how much central vent is wanted. Any good patternmaker could do it. This article and diagrams on outside cover by Norman W. Gambling, USN ret.

### The Continuing Story

Of Verne L. Cameron's

### GREAT DISCOVERY

#### CAMERON RECALLS THE PYRAMID

Then the old Dowser recalled the Pyramid articles read earlier. "Why not construct a metal replica of the Great Pyramid, and check it for emanations?" ... He wondered if the Pyramid replicas would contain enough energy to preserve perishables and sharpen razor blades and if this force would be measured the same as the cone energy. Perhaps the emanations in one would correspond to the other?

#### THE TRIAL

The Dowsing mentor then constructed a twenty-two inch-high

scale model of the Great Pyramid of Gizeh. Early tests with the Pyramid replica indicated the presence of force-fields similar to the cone effects. But when Cameron connected copper wire from the Pyramid apex to the ray-gun, he made an amazing discovery!

#### THE DISCOVERY

The beam of force normally projecting out from the tip of the ray-gun when connected to the cone was now reversed. The beam now entered his body. To test further, the old Master re-wound the wire windings from right to left around the ray-gun. The Pyramid rays immediately projected from the end, but now the cone-force reversed its direction into Cameron's body.

#### THE RAY-GUN

When the cone's apex was attached to a copper wire and connected to a specially constructed iron-glass ray-gun, at sixty-eight hundred feet, the ray maintained a consistent one-inch diameter beam in a Laser-beam effect. That is, the ray projected outward the entire distance without any alteration in its diameter.

#### VARYING THE SHAPE

Then Cameron began testing convex metallic devices and other reflecting surfaces, including cones of various sizes, pitches, and angles. He found the original ninety-degree-angle-cone was the most efficient cone-shape, producing the strongest emanations as measured by his dowsing instrument.

PSYCHOTRONIC APPARATUS  
DOWSING EQUIPMENT

LEAKELAND  
ELECTRONICS

DISTRIBUTED BY

EL CARISO PUBLICATIONS  
P.O. BOX 176  
ELSINORE, CALIF. 92330

Don't miss .... the July - August, 1973,  
Pyramid Guide Newsletter with exciting  
new data on emanations from symbols!!!

### HAVE YOU SEEN ...

#### THE CALIFORNIA SCENE?

A magazine featuring Tales of the Supernatural, myths and legends of the old west, including

- Articles by Bill Cox
- Vol. 1. Exploring the Psychic Realm
- Vol. 2. Voice-Tape Phenomena
- Vol. 3. Psychometry
- Vol. 4. Clairvoyant Vision

Write for Free Copy, and information to:  
The California Scene, Editorial Dept.  
33270 Little John Way, Elsinore, Calif., 92330

We find ten minutes to be the usual maximum charging period necessary, and an average "norm" time among testers between seven and eight minutes) NUMEROUS TESTS MADE WITH PYRAMIDS OF DIFFERENT SIZES REVEALED THE "NORM" STAYED CONSTANT IN ALL CASES. (ed note: A manufacturer of models labeled "four dimensional - hyperpyramids" claims the hand will levitate in two and a half minutes). THE HAND WILL ALSO LEVITATE WHEN HELD DIRECTLY ABOVE THE APEX OF A CONE OR A PYRAMID.

THE AMOUNT OF TIME NECESSARY IN ORDER TO ACTIVATE LEVITATION OF EITHER HAND IS DIRECTLY PROPORTIONAL TO THE AMOUNT OF STORED VORTEX ENERGY IN THE CELLS OF THE HANDS. WHEN I MADE THIS HIGHLY SIGNIFICANT DISCOVERY, I VERIFIED FOR MYSELF WHAT DR. NIKOLA TESLA HAD SUSPECTED IN HIS HIGH-ENERGY LOOP EXPERIMENTS, NAMELY, THAT HUMAN CELLS FUNCTION AS CONDENSERS AND, AS SUCH, ARE CAPABLE OF ABSORBING APPARENTLY UNLIMITED AMOUNTS OF ENERGY.

AFTER A PRIMARY VORTEX CHARGE HAS BEEN ABSORBED AND STORED IN THE HAND TISSUES, THE AMOUNT OF TIME NECESSARY PRIOR TO ACTIVATION OF LEVITATION BECOMES LESS AND LESS WITH EACH SUCCESSIVE EXPOSURE TO THE PYRAMID VORTEX. I CONDUCTED COUNTLESS NUMBERS OF TESTS IN THIS REGARD AND FOUND THAT LEVITATION WAS MORE RAPIDLY ACTIVATED WITH EACH SUCCESSIVE EXPOSURE --- AS LITTLE A TIME LAPSE AS TEN SECONDS DURING THE COURSE OF SOME EXPERIMENTS.

I HAVE DETERMINED THAT A SINGLE PRIMARY VORTEX CHARGE, STORED AFTER INITIAL LEVITATION WITHIN THE "NORM", WILL REMAIN IN THE HANDS UP TO THREE DAYS:

AFTER TESTS MADE UNDER THE TIME CONDITIONS OF A. INITIAL CHARGE, B. AFTER 24 HOURS OF NON-EXPOSURE, I FOUND THAT, AT THE END OF THE 72 - HOUR PERIOD, THE HANDS ARE VOID OF ANY STORED VORTEX CHARGE, AND LEVITATION TIME WILL RETURN TO THE "NORM".

I HAVE PRESSED MY HAND TO THE PYRAMID FLOORING AFTER A PRIMARY LEVITATION, AND THE CUSHION OF RESISTANCE WAS EASILY BROKEN BY THE VORTEX. MY HAND WOULD LEVITATE AGAIN WITHOUT DELAY.

LEAVING THE HAND INSIDE THE REPLICA FOR A PROLONGED PERIOD PRODUCES A STIFF OR NUMB FEELING, ALMOST AS IF THE HAND WOULD MUMMIFY IF LEFT IN THE PYRAMID INDEFINITELY. THIS FEELING DISAPPEARS ONCE THE HAND IS REMOVED.

### "DE-LEVITATION"

OCCASIONALLY, AFTER EITHER HAND HAS LEVITATED, IT WILL BEGIN TO DESCEND SLOWLY BACK TO THE BOTTOM OF THE PYRAMID. WHEN IT HAS REACHED THE PYRAMID FLOORING, IT WILL BEGIN TO LEVITATE AGAIN, WITHIN SECONDS AFTER IT HAS COMPLETED ITS DESCENT. I CANNOT ESTABLISH ANY PATTERN FOR THIS PHENOMENON; NOR CAN I OFFER AN EXPLANATION. I CAN ONLY NOTE THAT IT DOES HAPPEN.

AN ESTABLISHMENT OF UNIFORM TIME PERIODS PRIOR TO LEVITATION - ONCE AN INITIAL VORTEX CHARGE IS ACCUMULATED IN THE HANDS - HAS NOT BEEN POSSIBLE TO OBTAIN. OTHER THAN THE "NORM" OF 7 MIN. AND 45 SEC., FOR A PRIMARY CHARGE, A COMPARISON OF THE DOZENS OF READINGS RECORDED IN MY NOTES SHOWS NO BASIC TIME PATTERNS FOR EITHER HAND. EACH RECORDED HAND "FLIGHT" SHOWS A DIFFERENT TIME UNIT, WITH ONLY A VERY RARE EXCEPTION.

I HAVE ENCOUNTERED THE SAME KIND OF SITUATION EXPERIENCED BY THE SCIENTISTS WHO ATTEMPTED TO DETERMINE WHETHER OR NOT ANY HIDDEN CHAMBERS EXIST IN THE GREAT PYRAMID OF GIZA, WHEN, TO THEIR SHOCK AND DISMAY, THEY FOUND THAT NO TWO READINGS FROM THEIR INSTRUMENTS MATCHED.

THAT THE PYRAMID VORTEX, ITSELF, MAY DIRECT THIS LACK OF UNIFORM TIME PATTERNS SEEMS A POSSIBILITY. ALSO, ONE SHOULD CONSIDER THE ASSYMETRY OF THE HUMAN BODY, CONTAINING A POSITIVE AND A NEGATIVE SIDE. THE VARIABLE TIME PERIODS APPARENTLY REGISTER THIS FACTOR.



ANOTHER VARIABLE: AFTER A PRIMARY CHARGE HAS BEEN REACHED, DEPENDING ON THE ORDER CHOSEN TO EXPOSE ONE'S HANDS TO THE VORTEX, THE HAND TO LEVITATE LAST WILL TEND TO TAKE LESS CHARGE TIME.

FOR INSTANCE, IF A SERIES OF CONSECUTIVE LEVITATION EXPERIMENTS IS COMMENCED WITH THE RIGHT HAND, THEN THE LEFT HAND WILL TEND TO LEVITATE MORE RAPIDLY; BUT ONLY AFTER EACH HAND HAS RECEIVED A PRIMARY VORTEX CHARGE, UPON INITIAL EXPOSURE TO THE PYRAMID ENERGY.

THIS VARIABLE OCCURRED SO REGULARLY, THAT I TERMED IT A "VARIABLE CONSTANT":

IF EITHER HAND IS LEFT IN THE PYRAMID LONG ENOUGH AFTER LEVITATION COMMENCES, THE HAND WILL RISE TO THE FULL HEIGHT OF THE APEX INTERIOR - IMPEDED ONLY BY THE BOUNDARY DIMENSIONS OF THE OPEN PLANE OF THE STRUCTURE. AS LEVITATION OF EITHER HAND IS MORE RAPIDLY ACTIVATED, WITH EACH SUCCESSIVE EXPOSURE TO THE VORTEX, LEVITATION TO THE APEX BECOMES CORRESPONDINGLY MORE RAPID. THIS CAN BEST BE EXPERIENCED WITH LARGER PYRAMIDS.

SELECT FROM ... A VARIETY OF ALUMINUM AND CHIPBOARD, FOIL-COVERED, GREAT PYRAMID REPLICAS WITH BASE COVER, IN STANDARD SIZES RANGING FROM MINIATURE MODELS MEASURED IN INCHES TO MEDITATION PYRAMID PROTOTYPES SEVERAL FEET HIGH. ALSO ... BASE-COVERED (METAL) CONES WITH BANANA ELECTRIC-PLUG ASSEMBLY, COPPER EXTENSION, AND MESH PAD, ALSO FREE-ENERGY COPPER WIRE WITH PLUG ATTACHMENT.



\*\*\*\*\*

"WITNESS" PENDULUMS, EXQUISITELY MADE IN SIMULATED GOLD OR SILVER, WITH 18" QUALITY CHAINS, LOVELY WORN AS NECKLACE (APPROX. 1/3 SIZE SHOWN). ALSO AVAILABLE IN BRACELETS. RECEPTACLES EASILY OPENED FOR YOU TO INSERT SMALL DOWSING SAMPLE TO AFFINITIZE WITH PERSON, OBJECT, OR SUBSTANCE OF YOUR QUEST.

ALL NECKLACES AND BRACELETS \$1.95 EACH. Californians add 5% Sales Tax.



YOU MAKE IT ALL WORTHWHILE!

Our fast-growing subscribers list, reader response, and new data input from researchers is most gratifying. We are indeed fortunate to be the world's focused receiving station in the study of free-energy (energy of form).

By combining our prolific file of tests and discoveries by the late Verne L. Cameron with incoming reports, we realize more than ever the great need for continued faithful reporting and for the perpetuity of the "Guide".

We thank you, sincerely, one and all, our loyal readers!

B.C. & G.T.

### THE PYRAMID GUIDE BACK ISSUES STILL AVAILABLE 50¢ EACH

Astonishing reports on the mysterious free energy (energy of form) discovered emanating in, and from, Great Pyramid Replicas, cones, coils, and other geometric prototypes - preserves perishables, sharpens cutlery, mummifies, and alters auric fields. This extraordinary Bi-Monthly features twenty-five years of comprehensive research by the late Dowsing mentor, Verne L. Cameron. ... Articles appearing as follows:

No. 1 - September-October '72 ... The Pendulum & The Pyramid, The Amazing Cameron Cone & Pyramid Effects, Verne Cameron's Great Discovery, The Legendary Gold Ben Ben, Divining the Aura, Capstones, Orienting the Replica, Pyramids of the Mind, Tape Recorded Interview with Cameron.

No. 2 ... The Astonishing Cameron Cones, Energy of Form Explained, Preserving Perishables, Ra Worship & The Perfect Pyramid, Dowsing Thought Forms, Diagram for Making Your Own Pyramid Replica.

No. 3 ... The Merrigan Clock Mystery, Pyramid - Cone Differential, Conic Energy Behavior, Great Pyramid - The Third Theory, Dowsing & The Body Aura, Diagram for Making Your Own Cone, Orienting the Replica, The Bishop's Rule, Rate Photo of Hieronymus Box.

No. 4 ... Pyr-vision, Unconnected Pyramid Replicas Alter TV Reception, The Pyramid As a Form and Ghost Pyramid, Ancient Hydraulics, Psychotronic Generators, "P.K." Apparatus, Dreams Induced by Replicas, The Energy of Symbols - Affecting Pyramid, Star Power and The Great Pyramid, Electroculture, and Space Needles.

COMING ATTRACTIONS: Dowsing Phenomenon, Cone-Coil Energy, Pyramid Tests, More on Psychotronic Generators, Ray-Gun, Pyramids in Quantum, Cone-Cyclotron, Stacking, Maypole Effects, Thought Forms, Streams, Locating At a Distance, Occult Chemistry, Telepathic Beams, More on Hieronymus Box, Pyroconic Energy, Asperges Bubble, Pyramidology, Signature Emanations, Meditating, Living Under Pyramid Structures, "Feeling" Energy Constructs In the Either, Extraocular Vision, Tactile Clairvoyance, Profound Answers From a Memory Core, Dehydration - Mummification, and Free Energy, Dowsing the Chakra, Energy Centers, Touching the Invisible, Neumonal World, and much much more ...

WRITE TO:  
EL CARISO PUBLICATIONS  
P.O. Box 176, Elsinore, Ca. 92530

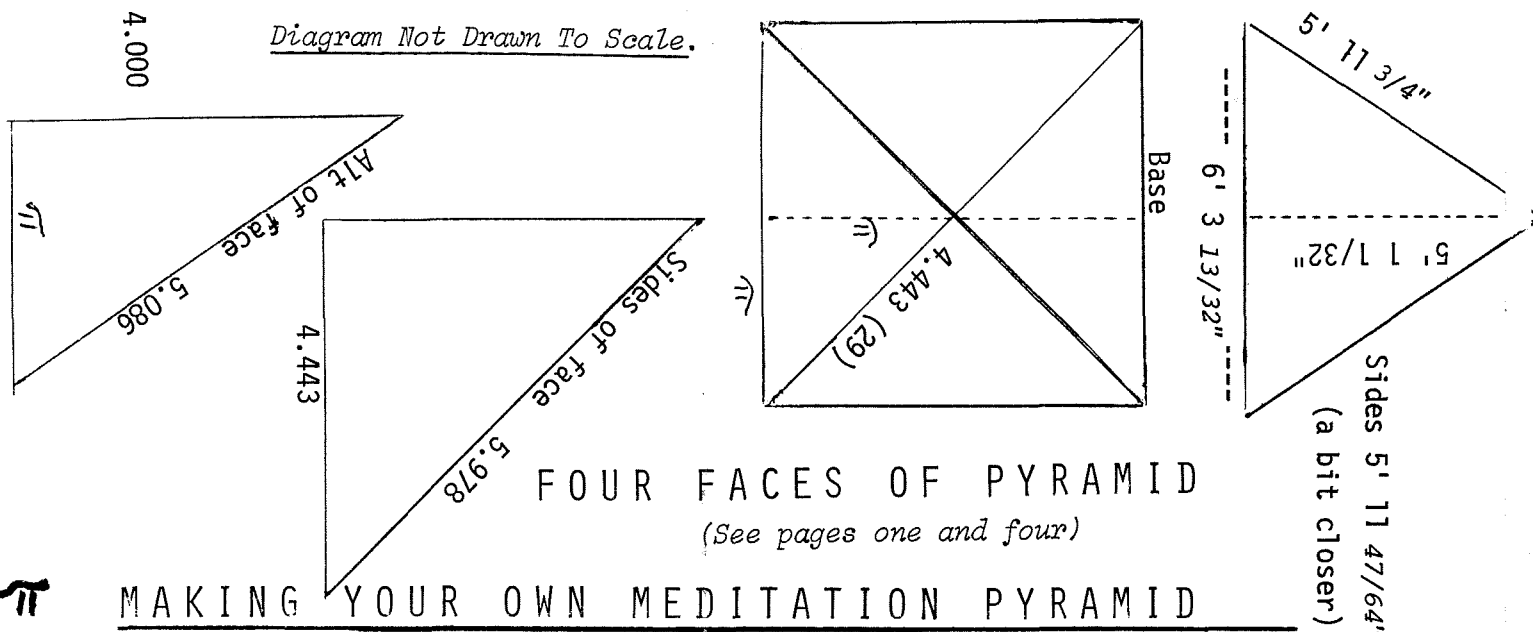


P.O. Box 176  
Elsinore, ca. 92330



Bulk Rate  
U.S. Post. Pd.  
Perm. no. 81  
Elsinore, Cal.

*Diagram Not Drawn To Scale.*



## FOUR FACES OF PYRAMID

(See pages one and four)

## MAKING YOUR OWN MEDITATION PYRAMID

### \*\*\*\*\* SUBSCRIPTION ORDER FORM \*\*\*\*\*

- |                          |   |            |                                   |
|--------------------------|---|------------|-----------------------------------|
| <input type="checkbox"/> | THE PYRAMID GUIDE, A Bi-Monthly Newsletter . . . Single Copy      | \$ .50     |                                   |
| <input type="checkbox"/> | YEARLY, PRE-PAID . . . . . \$2.75, FOREIGN . . . . .              | \$3.25     |                                   |
| BY VERNE L. CAMERON      |   |            |                                   |
| <input type="checkbox"/> | DOWSER'S HANDBOOK NO. 1, <u>MAP DOWSING</u> , Soft Cover, Retail  | ea. \$2.75 | California Sales Tax . . . . .12¢ |
| <input type="checkbox"/> | DOWSER'S HANDBOOK NO. 2, <u>OIL LOCATING</u> , Soft Cover, Retail | ea. \$2.75 | California Sales Tax . . . . .12¢ |
| <input type="checkbox"/> | Handbooks described above both for discount price                 | \$4.95     | California Sales Tax . . . . .25¢ |
| <input type="checkbox"/> | <u>AQUAVIDEO</u> , Locating Underground Water, Hard Bound         | ea. \$6.95 | California Sales Tax . . . . .35¢ |
| <input type="checkbox"/> | <u>AQUAVIDEO</u> , Locating Underground Water, Soft Cover         | ea. \$4.95 | California Sales Tax . . . . .25¢ |
| <input type="checkbox"/> | THE CAMERON AURAMETER <u>BOOK</u> , Soft Cover                    | ea. \$3.00 | California Sales Tax . . . . .15¢ |
| <input type="checkbox"/> | THE PHARAOH'S PUMP, Soft Cover (incl. postage & handling)         | ea. \$2.25 | California Sales Tax . . . . .12¢ |
| <input type="checkbox"/> | THE GREAT PYRAMID DECODED, Soft Cover (incl. postage & hand.)     | \$1.25     | California Sales Tax . . . . .07¢ |
| <input type="checkbox"/> | LOOK THROUGH, an evidence of SELF Discovery                       | ea. \$3.95 | California Sales Tax . . . . .20¢ |

On Foreign orders add 50¢, & on C.O.D.s 50% deposit required.

Mail Postpaid To: \_\_\_\_\_

Street or P.O. \_\_\_\_\_

City & State \_\_\_\_\_ Zip \_\_\_\_\_

### ORDER FROM:

EL CARISO  
PUBLICATIONS  
P.O. Box 176  
Elsinore, Ca 92330