

Notice

... In 1968 the National Bureau of Standards made a three-year study on the metric system in the United States (authorized by Public Law 90-472), and concluded that the U.S. should convert to the metric system of measurement. As you already know, the conversion is taking place right now. Many supermarkets print both English and metric equivalents on packages, and many weather reports give the temperature in Fahrenheit and Celsius.

I've noticed, though, that the *Bulletin* does not give metric equivalents for English measurements when descriptions of UFOs are reported. Soon feet, yards, pounds, and degrees Fahrenheit will be archaic, and I should hope that the *Bulletin* "keeps up with the times".

I suggest that metric equivalents be given in parentheses next to the English measurements for a reasonable amount of time in order to educate your readers. Then only the metric measurements can be used with little or no protest from your readers.

The advantages of the metric system are many, and I hope that the APRO staff will take the time to read the enclosed booklet, *THE MODERNIZED METRIC SYSTEM ... EXPLAINED*.^{*} It provides useful information and answers any technical problems about printing, conversion, etc. I present it to your staff with the hope that it will be used in future issues of the *Bulletin*.

Here is one word of caution: exact equivalents are fine when both English and metric is used, but when only metric measurements are used they should be rounded off to the nearest whole number. For example, if someone describes a UFO as being about three feet in diameter, he will say that it about three feet in diameter, not something like 2.78 feet in diameter. The same rule applies for the metric system.

You will find that the use of the metric system will insure accurate measurements for scientific use and will be easier to work with when performing mathematical calculations.

Sincerely,

Michael Koy

An excellent suggestion! We would expand it to suggest that Field Investigators adopt the above recommended practice in filing reports. The following conversion table should be helpful:

METRIC	CUSTOMARY	CUSTOMARY	METRIC
25.4 millimeters	1 inch	0.039 inch	1 millimeter
2.54 centimeters	1 inch	0.394 inch	1 centimeter
0.914 meter	1 yard	1.094 yards	1 meter
1.6 kilometers	1 mile	0.621 mile	1 kilometer
28.35 grams	1 ounce	0.035 ounce	1 gram
0.45 kilogram	1 pound	2.2 pounds	1 kilogram
0.94 liter	1 quart	1.06 quarts	1 liter

^{*}Published by J. J. Keller & Associates, Inc.; 145 W. Wisconsin Ave., Neenah, Wisconsin 54956 (50¢).

the apro bulletin

VOL. 25, NO. 12

JUNE, 1977

Needle-Shaped Cloud-Like UFOs

By WENDELLE STEVENS


At least eleven witnesses in three different locations watched a strange object fly around in the skies over Phoenix, Arizona at noon on Thursday the 12th of May 1977, and two of them took color photographs of it. None of them could offer any explanation as to what it was, having independently ruled out the things that it looked most like to each of them.

Ms. Evelyn McGurk, a resident of the Spanish Gardens Apartments on North 32nd Street, was the first to notice it. She was sitting on the north side of the swimming pool sunning and half dozing as she faced toward the east. She had seen an airplane go over a half hour earlier and had watched the contrail it left dissipate. It took only 2 or 3 minutes to disappear completely. Now she opened her eyes again and saw what at first looked like another contrail only this one was very short, reconstructed to be about an inch long measured between the thumb and forefinger held at arm's length. It also looked more solid and had smooth sharp outlines and was darker on the under side and very bright on the upper surface, and it didn't seem to be dissipating. She opened her eyes several more times in the next 5 minutes, curious about its persistency, and then she noticed that it was moving around and was in different places each time she looked. She called Mr. Jacques de Beve's attention to it and asked him what it was.

Jacques, another resident of the Spanish Gardens, also sunbathing by the pool, looked and saw it moving and puzzled over it, and then decided it was really something unusual. Thinking of a friend who was interested in UFOs, he hurried to apartment 66 to tell Mr. Lee Elders before it got away. Meanwhile Evelyn had called Mrs. Ilse Schrott's attention to the object. Ilse and her husband, "Digger" were also sunbathing by the pool. "Digger" went to their apartment and brought out a pair of Opera Glasses for better viewing but they were not strong enough and little advantage was noted. The three continued to watch the object as it moved back and forth and then went up higher. It also moved sideways from right to left and back. Ilse said it looked silver and was shaped like a cigar. She saw it move sideways and also back and forth. She said it seemed very steady in the sky and looked and moved much like the zeppelins she had seen in Germany when she was a youngster except that it also moved sideways. It was lower when she first saw it and it moved up higher.

Then Jacques returned with Mr. Lee Elders, Mr. Tom Welch and Mr. Vance Irwin, all from Elders' apartment. Lee and Tom watched only a moment and then ran to their apartment to get their cameras, followed by Vance Irwin. Tom's camera was ready and loaded with film so he grabbed it and returned to the pool area where the others were still watching the object. Lee's camera was in a box on a shelf in the

(See *Cloud-Like* - Page Three)



Needle-Like Cloud-Like UFO
See Column Two

The MUFON Analysis of the Sedona Photograph: A Rebuttal

By Jan F. Herr
APRO Field Investigator

The lead article of the August 1976 MUFON UFO Journal is an analysis and evaluation of the now-famous Sedona, Arizona UFO photograph. This photo, taken by Mr. C. D. Ghormley on September 23rd, 1967 and since reproduced in numerous publications, shows an oblique streak of light apparently rising from the ground in front of a small mountain.

The author of the MUFON (Mutual UFO Network) analysis is that organization's Photographic Consultant and State Director for Arizona. He is also the Director
(See *Analysis* - Page Four)

THE A.P.R.O. BULLETIN
 Copyright 1977 by the
AERIAL PHENOMENA
RESEARCH ORGANIZATION, INC.

3910 E. Kleindale Road
 Tucson, Arizona 85712
 Phone: 602-793-1825 and 602-326-0059
 Coral E. Lorenzen, Editor
 Norman Duke, Richard Beal, Brian James,
 Lance P. Johnson, Robert Gonzales, Artists

A.P.R.O. STAFF

International Director.....I. J. Lorenzen
 Director of Research.....James A. Harder, Ph.D.
 Public Relations.....Hal Starr
 Secretary-Treasurer.....Coral E. Lorenzen
 Membership Secretary.....Madeleine H. Cooper
 Staff Librarian.....Allen Benz
 Office Manager.....Sheila Kudrle

The A.P.R.O. Bulletin is the official copyrighted publication of the Aerial Phenomena Research Organization, Inc. (A.P.R.O.), 3910 E. Kleindale Rd., Tucson, Arizona 85712, and is issued every month to members and subscribers. The Aerial Phenomena Research Organization, Inc., a non-profit corporation established under the laws of the State of Arizona and a federally recognized scientific and educational tax exempt organization, is dedicated to the eventual solution of the phenomenon of unidentified flying objects. Inquiries pertaining to membership and subscription may be made to the above address.

A.P.R.O. Membership including Bulletin:

United States.....\$10.00/yr.
 Canada & Mexico.....\$11.00/yr.
 (Canadian Currency will be accepted)
 All other countries.....\$12.00/yr.

Subscription to Bulletin only: Same as Above

Newswires, newspapers, radio and television stations may quote up to 250 words from this publication, provided that the Aerial Phenomena Research Organization, Inc. (or A.P.R.O.), Tucson, Arizona, is given as the source. Written permission of the Editor must be obtained for quotes in excess of 250 words.

Letters

I would like to thank Kevin Randle for his report of his investigation into the Oliver Lerch legend (Sept. issue). The most frustrating thing in ufology is the many contradictions, exaggerations, and outright lies that one runs into. Since there is so little known about UFOs, a reader can never be sure if a certain case is true or if it has been fabricated by some imaginative writer who is trying to exploit serious UFO researchers. Since UFOs are often associated with beings that are far superior to man and, possibly, very different in appearance, we must be very careful. We cannot simply scoff at some cases just because they sound incredible, but nor can we put complete trust in a writer whom we know little about.

Many writers such as Uri Geller, Andrija Puharich, John Fuller, Erich von Daniken, Gray Barker, John Keel, and others write about some very bizarre happenings related to UFOs. If their stories are true, they are very important parts of the UFO puzzle. If they are not, however, these people should be exposed.

I, myself, have found many things that discredit Erich von Daniken in his latest book, "Miracles of the Gods". In a chapter in this book von Daniken tries to discredit the New Testament by finding contradictions in it. I am not a religious person so I was ready to accept this; until I compared what von Daniken said to what is in the Bible. According to "Miracles", all of the gospels except Mark name Bethlehem as the place of Christ's birth, while Mark says it was Nazareth. This was not hard to check on and I was astonished when I found the line von Daniken was referring to. The gospel of Mark simply says that Christ's home was in Nazareth before he started to preach. Now I am well aware of the language barrier between von Daniken and myself (since he probably reads a different version of the Bible). But this and other exaggerations throughout this book made me wonder if anything von Daniken has written is even closely related to the truth.

The credibility of Uri Geller is another difficult, but important problem. Since Geller claims to receive his tele-kinetic powers from extra-terrestrials he has been the subject of many writers. Some of these writers such as James Randi, a magician, offer very good evidence that Geller is a fake. However, many of Geller's supporters are well-known scientists including former astronaut Ed Mitchell. One of these scientists, Andrija Puharich, has written a book about Geller which contradicts Uri's own autobiography. In Puharich's book, "Uri", he suggests that Geller's powers can be fatal to people whom Uri hates. In this book he quotes Uri as saying he felt responsible for the deaths of his stepfather and three generals who flunked him out of officers' training school. In "My Story", Geller's autobiography, he says that he liked his stepfather and he blames himself for flunking his training. He never mentions the fatal effects of his powers.

Although the above does not discredit Uri, it seems pretty obvious that Puharich is twisting the story. The rest of Puharich's book is filled with questionable stories in which he makes use of one of Einstein's equations and the word "infinity" in an apparent effort to sensationalize things. Neither Geller nor John Fuller, who collaborated with Geller on his autobiography, have said a word against Puharich which suggests to me that there may be no real truth to the Geller phenomenon at all. And if there isn't, then a shadow of doubt spreads over the widely-accepted story of Betty and Barney Hill, which is connected to the above confusion by John G. Fuller.

This is just one of the many confusing circles I have run into in the past few years I have been studying UFOs, and, since one person can't possibly find the truth alone, I think it would be a great contribution to ufology if the *APRO Bulletin* could have something every month on the credibility of questionable stories and writers such as Mr. Randle's article last September. Maybe if more people write in with some questions as well as some answers they have found, we could all benefit by knowing what to look for in UFO research, and what kinds of things to ignore.

Tom McHugh

Cloud-Like

(Continued from Page One)

clothes closet and had the lens off and was not loaded. He had to install the lens and load the camera before going back outside. Meanwhile Vance Irwin was standing on the patio outside Lee's bedroom door keeping an eye on the object which was descending lower and he thought it would go down behind the rear fence wall before Lee got out there. He kept urging Lee to hurry.

When Lee got outside the object was low down to the right of a large palm tree, in a position just above a lower palm leaf on the right side of the tree. He snapped the first picture. Then it began to ascend and move to the left a little. He snapped the second picture only a few seconds later and the object had already risen above the highest fronds on the palm tree. It continued to rise and just a few more seconds after the second he snapped the third as the object was high above the highest fronds of the palm. He and Vance watched for about ten to fifteen seconds more as it continued to move to the left to above another palm about ten degrees azimuth from the last where Lee snapped the fourth picture. He was watching the object in the viewfinder and was about to snap a fifth photo when it just disappeared. He did not see it fade out or shrink or withdraw and he didn't see it go anywhere. It just disappeared as he was watching it.

Meanwhile Mr. Jacques de Beve had returned to the pool where he continued to watch the strange object. He said that after Evelyn had called his attention to it he saw it make two short jumping movements to the right. Evelyn was talking to Ilse and they missed this movement. He decided then that this was no ordinary contrail and when Ilse went to her apartment to get some binoculars he ran to Lee's apartment to get Lee and his camera. He went back to the pool area with them and stayed to continue his sunbathing as he watched. When Jacques first saw the object it was between the tops of two groups of palm trees to the east by southeast. It moved slowly to the north (left), descending a little as it moved. Then it reversed its travel and moved back to the south, making two quick jumps to the south as it otherwise moved at the same slow pace. Then it began to rise straight up, making no change in pitch angle or inclination, and he ran for Lee Elders.

When they returned to the pool it was quite high up in the east, about 70 degrees elevation, and then it began to descend again and to the right, coming down slowly. He saw it change size two or three times, but the change was quite rapid and it returned to its original size almost immediately. The change was in a lengthwise direction. It continued to descend slowly to the right until it was down to almost 20 degrees elevation, and then began to rise vertically again and then its ascent began to curve to the north as it rose. Mr. Elders began taking his pictures about the time it began this last ascent. Elders snapped the first three pictures only three or four seconds apart and the last one about ten seconds later. (Elders actually snapped five shots but the first one was the first on the new roll of film and two thirds of it was lost in processing. The part remaining did not contain the object. For purpose of this report we mention only the four whole frames obtained.) The object vanished as Lee was watching it in the viewfinder for another shot. Jacques was

observing the object rising in the curve to the north and had his eyes on it when it suddenly spurted to the northwest and out of their field of view. That was the last he saw of it.

Mr. Vance Irwin, meanwhile, had gone back to Lee's apartment to telephone his son, John, to tell him to go out and look for the object in the southeast. The Irwin home is 1.8 miles due north of the Spanish Gardens Apartments. John was unable to spot the object at first and went back inside. Two or three minutes after the first call, Vance called John back to see if he had seen it. Upon getting a negative reply, he tried to describe its position again, and John went outside once more. As he got out into 32nd street to look southeast, he saw a strange white elongated oval to his west at about 50 degree elevation and moving northwest a little faster than the speed of an ordinary light plane. He saw a darker spot in the center of the oval. John saw the object bobbing slowly from side to side as it moved toward the northwest. He said it was shiny on top and darker underneath. He could see slightly different angles as it wobbled and he definitely felt it was circular.

Tom had gone back out to the pool as soon as he picked up his loaded camera and began shooting pictures at a leisurely pace. He first saw it at about a 40 degree elevation to the east southeast. It at first looked like an aircraft contrail except that it was very short and didn't seem to be dissipating. It measured only an inch between the thumb and forefinger held at arm's length. It also seemed brighter than any contrails he had seen before. It also had a very definite shape that was uniform and symmetrical. The ends of the object thinned down to a point exactly the same on both ends, and the curve to the point was concave, or curved in or together from the ends to the point.

Tom took the first two shots with a standard 55mm lens and then changed to a 75 to 250mm zoom lens for the rest of his pictures. He had seen the object himself for over four minutes and it hadn't changed shape at all. At times it seemed to glisten like a spider web glistens in the sunlight. He shot the first two pictures from the west steps down to the pool, then changed lenses and shot another from the side of the pool. He saw it glisten again and thought of a spider web between two of the palm tree tops, or a thin shiny wire. So he walked east to a point beyond the trees and the object was still there as big and bright as ever, but now it was moving to the south and descending, probably the same descent that Vance was observing as he tried to hurry Lee. It continued to descend until it was out of sight behind the trees to the group at the pool. Tom estimated that it went down as low as ten degrees elevation at this point. And then it started to rise again and when they could see it once more it was rising almost straight up but beginning to curve up to the north.

At this point Tom saw it flicker or glint again and it momentarily got longer, almost twice as long but it flashed back to the same size almost immediately. He walked farther east to get it into a clear sky area for better viewing as he continued to shoot pictures leisurely. Now there were no trees for suspension of wires or webs. He felt that the object was about 1 mile away to the east at this time. He had to refocus his camera because the image had gone out of focus, and he shot another picture. He was framing the image in

(See *Cloud-Like* - Page Four)

Cloud-Like

(Continued from Page Three)

his viewfinder for another shot when it just disappeared as he was looking at it, and he did not see it again. Jacques was also watching it at that instant and said he saw it zip off toward the northwest. He said from a standing start it zipped off to the west as a streak and was gone.

The next day when Evelyn McGurk went to work at the Grenada Royal Apartments, one block away to the north, she was surprised to learn that Mike Placentia, a yard boy there, had seen the same thing and had gone inside and told Betty and another employee and they went out to see it. They saw several of the sunbathers around the Grenada pool also watching the strange object.

Lee's camera was an Olympus OM-1 with a Zuiko Auto Zoom 1:4 75 to 160mm lens and a 2X adapter. Tom's was an Asahi Pentax Spotmatic II. For the first two shots he used a Takumar 55mm 1:1.8 lens and for the rest he used a Vivitar Zoom 75 to 260mm 1:4.5 lens. Neither used any filters and both shot at 1/125th second with matching needle apertures.

When the developed photographs were received they confirmed the statements in detail. Upon examination with a magnifying glass something unseen with the naked eye was discovered. Three or more white spheres of the same brightness and of a diameter half the thickness of the observed object were moving rapidly in space around the larger object. That they were moving very fast could be detected by observing the distance traveled by one of them in the 1/125th second shutter speed. Two of them maintained a proximity in two of the pictures.

About this same time a University Hospital lab technician, living in north Tucson, began to see almost identical needle-shaped cloud phenomena in the skies northwest of Tucson as he drove home from work just after 18:00 daily. He didn't see them every day, but did observe them 3 or 4 times in the next two weeks. He became so concerned about them that he took his camera to work to get some pictures if he ever saw them again.

On the 29th of May, at the usual time, 18:00, on his way home, Bruce Zimmer once more spotted the strange needle-shaped clouds to the northwest as he drove north up First Avenue. He had his Minolta pocket Autopak 50, Instamatic 110 camera with him and it was loaded with Fuji color negative film. He swung west, over to Miracle Mile and continued north past Ina Road then west again to Camino La Oesta where he again turned north and drove to the end of La Oesta. From there he could look out across the desert toward the northwest with a clear view of the objects. He had driven over six miles north from where he had first seen them and they still seemed to be more than that distance beyond.

There were two of these needle-shaped, very coherent "clouds" in the northwest, which he had been watching as he drove north. When he stopped and got out of his car he saw another one coming from the east. Then looking back at the first two he saw the lead one dip down at a 45 degree angle and descend a way, then level off again. The second one began to overtake it. Looking back again, he saw two more coming from the east and crossing north of him toward the west. Then he noticed a strange effect. One and then another

would shorten up and then lengthen, and even get longer, and then return to the same size again. He could not tell whether this was from changing angle with respect to him or whether the change was actual. One then another would overtake and then fall back again. The objects were completely silent and were white on top and gray underneath, looking exactly like very well defined, very coherent thin cylindrical clouds. They reflected the sunlight brilliantly. They occasionally stopped dead still in the sky for long minutes at a time.

Bruce watched them for two and one half hours until they faded out in the sunset. They were still in view when the sun went down and he watched them fade in the reflected sunlight. They became dark against the fading blue sky as the shadow from the sunset passed them, and were then absorbed in the dark. Bruce was able to take six pictures with his small Format camera before it got too dark for that camera.

When the prints were developed it was possible to pick the strange objects out in the sunset sky but because of the nature of the lens, its slow light sensitivity, the lateness of the hour, the small film size and the distance away, the pictures are nothing spectacular. It is possible, however, to discern that the objects photographed by Bruce Zimmer are almost identical to those photographed by Lee Elders and Tom Welch with much better equipment.

Bruce Zimmer knows nothing of Lee Elders or Tom Welch, and they know nothing of Bruce.

These sightings seem to indicate that yet another new type of UFO is operating in our atmosphere. Anyone having additional firsthand knowledge of these needle-shaped, cloud-like objects is invited to get in touch with the author through this periodical.

Analysis

(Continued from Page One)

of Ground Saucer Watch, a Phoenix-based group. He is an alleged expert on the computer enhancement of UFO photographs, and has written several papers on this topic for MUFON, as well as for Flying Saucer Review and the Center for UFO Studies. Each of these papers is primarily an explanation of computer enhancement techniques, and all contain substantial errors. Because the Sedona article is both representative and the most recent, I shall discuss it principally, and refer only occasionally to the others.

First, in spite of his mentioning Dr. James Harder's quite reasonable suggestion (in the March-April 1973 *APRO Bulletin*) that the image may have been produced by an object emitting light, the author concludes that "The Sedona photograph is a lens reflection and a typical example of a misidentification of a common anomaly."

In fact, the optics of the camera wholly forbid the image from being a lens reflection. The Kodak "Holiday 127" camera used by the photographer has only a single lens, not the complex lens system needed to produce the many "reflections" which comprise the striated image in the Sedona photograph. If the camera did have such a lens system, the intensity of the reflections would differ widely depending upon the number of

(See Analysis - Page Five)

Analysis

(Continued from Page Four)

surfaces from which the light was reflected. In such a lens system, the individual reflections would also differ far more in size because they would be produced by different sequences of lens element curvatures. Further, both the light source and the reflections must be on a line radial to the axis of the optical system, which they are not. Moreover, unless there was an unreported mirror-like object in front of the camera, there could be no reflections at all, because the sun was to the right and behind the photographer. Finally, Dr. James Harder tested the camera over several weeks in an effort to obtain similar images from internal reflections, and was not successful.

Another erroneous belief expressed by the MUFON analyst is that fraudulent UFOs may be detected by their supposed lower reflectivity. One of his comments to this effect is that "A hoax [ed] photograph generally consists of such trite [sic] items as Frisbees (TM), camera lens caps, pie plates, etc. The density profile from such a common object would be of low reflectivity . . ." Although it is true that small, nearby objects of mundane origin are generally used to produce a hoaxed photograph, the belief that their reflectivity would be lower than that of a bona fide UFO has no basis in reality. The reflectivity of an object is a function of its surface characteristics, and is not dependent upon size or commonness. Rather, because of the lesser degree of atmospheric attenuation, the proportion of observable reflected light will be higher, not lower, for nearby objects. Further, because of the relative lack of light scattering by the intervening atmosphere, the contrast shown by nearby objects is typically greater. This greater contrast produces an apparent reflectivity that is also higher, rather than lower, for nearby objects.

A further misconception involves the nature of the picture elements (pixels) created in the process of computer enhancement. Although the author correctly notes that pixels define the limit of resolution in the enhancement process (as grains of silver define the resolution of film), and further correctly points out that each picture element is assigned a (numeric) value based on the average level of gray contained in its minute proportion of the picture, he later ignores these facts by writing that ". . . pixel data strongly suggests the images are fairly close to the camera. Distant objects would have wavy and broken pixel edges. . . ." He elaborates on this particular error (on page 248 of the Proceedings of the 1976 Center for UFO Studies Conference) in a series of drawings which show individual picture elements neatly divided into light and dark sections! The captions state: "Pixel edges are sharply defined [when the] subject [is] close to the camera . . ." And: "Pixel edges are widely broken and extremely fuzzy [when the subject is a] great distance from the camera."

On the contrary, the edges of the picture elements are not at all changed by the distance of the photographed object. The computer generates one integer number representing one gray-value for each picture element. This number may be multiplied or divided (to change the contrast, for example), but it may not be replaced with two or more numbers to produce several gray-values within a single pixel because, as the name implies, the picture element is

indeed the limit of the resolution and cannot be subdivided. Like the dots of phosphor on a color television screen and the tiles in a mosaic, the pixels change only in light value. It is the eye alone that integrates them into images which, as a whole, may be judged fuzzy or sharp.

In still another unwarranted conclusion, the author writes that "With the type of camera and film utilized (ASA speed) it is simply beyond the realm of possibility to photograph an 'object' traveling the speed of a bullet, in 1-1/60 [sic] of a second." On the contrary, it is not only possible, but commonly done. Whether an image will be produced is determined by the amount of light striking the film. This amount is a factor of the brightness of the light source and the time that source is exposed to the film. Although films with higher ASA speeds by definition react more rapidly to light, in any properly exposed photograph, such as the Sedona photo, the only two relevant parameters are the object's brightness and the angular velocity. For example, photographs are routinely made of artificial satellites traveling in excess of 18,000 miles per hour — far faster than the speed of a bullet. The ASA speeds of the films used in these photos vary widely; if the satellites were not illuminated sufficiently or were photographed with a non-tracking camera at too short a distance they would not register on any film.

As with many satellite photos, the film in the Sedona case would show a streak-like image if the path of an object more distant than a few meters were approximately perpendicular to the optical axis of the camera and were reflecting or emitting sufficient light. There is no reason to believe it would not.

Another judgment of the MUFON analyst is even less valid: "The irregular geometry, on the images edges, violated [the] standard geometry [sic] shapes of previous objects that have been patternized [sic] and categorized . . ." In English translation, he is saying that "The shape of this image is different from the usual shapes I have seen, therefore it cannot be bona fide." Such illogic requires no refutation.

Another of the author's misconceptions is his equating the density of the photographic image of an object with the physical density of that object. In describing the process of color contouring, he correctly writes that "Areas shown as white and shades of blue and green represent respectively lighter film densities than areas shown as yellow and shades of violet and red. The thickness of an image is constant within all areas that are displayed as the same color." However, he continues by making the following error-filled statements: "In reference [to] Figure 2 [a black and white print of the color-contoured Sedona image], the gray-values are directly related to the cross-sectional thickness of the object(s). With the utilization of color enhancement the photographic density is electronically analyzed. The measurements taken from the color data show clearly an uneven distribution of color. This indicates a non-homogeneous density across the entire face portion of the UFO, i.e., a tenuous matter [sic] or one of varying cross-sectional geometry." And on page 18 of the March 1977 issue of Official UFO, he says: "Such things as object density, exact shape, relation of true size to distant objects, and reflectivity of [the] object can all be learned from color enhancement."

In fact, in color contouring, all areas of the image
(See Analysis - Page Six)

Analysis

(Continued from Page Five)

displayed as the same color have the same photographic density, not necessarily the same physical density. Only in instances of transluminescence or X-ray photography is there an equivalence. Otherwise, there is no relationship between photographic and physical density. Photographic density refers to the relative opaqueness of the film in question. This opaqueness varies proportionally with the amount of light to which the film has been exposed, and is not in any way correlated with the physical density, or amount of matter per volume, of the object photographed. Therefore, any equating of either "object density" or "cross-sectional thickness" with photographic density, whether by color contouring or other means, is false. To believe otherwise is to believe that an object may be made less dense or less thick by painting it white!

The author insures the obviousness of his confusion of photographic density with physical density when he attempts to explain the function of the cursor: "Hypothetically," he says in the Sedona analysis, "if a UFO was [sic] a hoaxed item, such as a pie plate, [a] montage, or a hub cap, the cursor lines would 'profile', with some respect to the density, into a flat, shallow shape." And on page 52 of the 1976 MUFON Symposium Proceedings (together with diagrams illustrating this erroneous belief), he says: "A profiling cursor (an electronic 'cutting knife') denoted by the white lines through the objects in our photographs, reveals the object's real shape, i.e. [sic], flat, round, elliptical, etc." And: "Conversely, a tangible, bona fide object would have profiling cursor lines with substance."

Quite the contrary, the cursor does not show the image's profile; it is not a "cutting knife" through the image; it can not show that even the most tangible object has substance! The sole function of the cursor is to allow the plotting (typically on a video screen) of the relative brightness of the individual picture elements along any given line through a photograph. The relative brightness of each point is plotted along the edge of the enhanced photo; the resultant polygram is in no way a measure of the "substance", or physical density of the original object, but instead depicts the proportional optical density of the object's photographic image as measured along a single line of picture elements within that image.

In summary, if the author of the Sedona analysis had published only that paper, perhaps a sufficient reaction would have been to ignore it. But he has written numerous such "analyses", primarily for MUFON, but also for the Center for UFO Studies, Flying Saucer Review, Official UFO, and others.

What is more unfortunate however, is the unbroken silence on the part of his colleagues in MUFON. By their lack of response over the past few years, that organization's "scientific consultants" have seemingly agreed with his misconceptions. In fact, MUFON's Director recently endorsed the Sedona analysis as "superb"!

Surely there can be little respect for UFO research, especially within the scientific community, when the standards of the organizations involved are so low. Until substantially higher levels of investigation are

achieved, the quiet contempt so often characteristic of professional scientists toward this subject will continue to be held, and often will be deserved. More importantly, without higher standards, progress in UFO research will be minimal.

The repeated lack of comprehension of the most elementary technical concepts shown by the Sedona analyst requires not only clarification, but a vigilance against similar assaults upon the minds of those who wish to gain an understanding of the UFO phenomenon. The Sedona photograph is a valuable item of evidence not because of this so-called "computer analysis" but in spite of it.

(Editor's note: The article concerning the photo, including Dr. Harder's (APRO's Director of Research) analysis was published in the March-April 1973 APRO Bulletin. Briefly, Ghormley's story is as follows: He was driving from Flagstaff to Sedona, and near Sedona he saw what appeared to be a bright tank-shaped object in a horizontal position some distance from the road. Knowing it was not there on previous occasions when he had driven that route, he photographed it with his Kodak Holiday 127 camera. When he rolled the film to another frame, he glanced at the object again, but it was gone and all that he could see was a cloud of dust or smoke. His camera has a fixed focus, single speed shutter and a fixed lens opening.)

1962 Dirigible-like UFO Reported By NASA Engineer

Occasionally we report on old UFO cases when there seems to be some particularly outstanding feature; the following case dates from 1962, but it is an outstanding sighting of a daylight dirigible-like craft by a highly qualified technical witness. Mr. Paul Hill, the witness, is a APRO Field Investigator, and was at the time an employee of the Langley Research Center, NASA, at Hampton, Virginia. When Mr. Hill retired in 1970 he was Associate Chief of the Applied Materials and Physics Division of the Laboratory. He had been responsible for the aerodynamic design for the highly successful P47 Thunderbolt fighter airplane of World War II, and had been called on to help with the aerodynamic design of the nuclear-powered supersonic airplane for the AEC. Certainly he was in a position to be intimately familiar with the latest in aircraft design. Here, in his own narrative, is the story of his sighting over Hampton Roads in 1962:

"The object was sighted during a stormy afternoon in Hampton, Virginia, in 1962. The time was about 4 p.m. and the storm was clearing. A heavy cloud layer with a bottom at about 3000 to 4000 feet altitude lay over the lower end of Chesapeake Bay and over Hampton Roads, which is the body of water where the famous battle between the Merrimack and the Monitor took place during the Civil War. The rain had stopped, and the air beneath the cloud cover was clean and clear. The writer was heading West on Chesapeake Ave. which is on the north shore of Hampton Roads, and

(See NASA - Page Seven)

NASA

(Continued from Page Six)

was near the intersection with La Salle Ave. Although a front seat passenger in an old Dodge sedan, he had a practically unobstructed view of the southern Bay and entire Roads area which he was scanning to inspect the cloud formation.

"Looking back over the southern end of Chesapeake Bay the author was surprised to see a fat aluminum - or metallic-colored "fuselage" nearly the size of a small freighter, but shaped more like a dirigible, approaching from the rear. It was at an altitude of about 1000 feet and following a path about parallel to the ship channel and parallel to Chesapeake Ave. It was moving slowly, possibly 100 mph or a little more. When it was first seen it was a couple of miles back over the Bay in a front-to quartering view by which one could tell it was round in cross section. The author kept staring at this unusual object as it approached. It took about a minute to reach Fort Wool which marks the beginning of the Roads. Its shape was clearly visible in good lighting, with its bright surface contrasting with the darker cloud cover, and there was ample time to study it in changing perspective.

"Puzzled, the writer asked the driver to look for a wing or other appendages to this strange vehicle. It looked like a big, pointed-nose dirigible, but had not even a tail surface as an appendage. The puzzling thing was that the big dirigibles had disappeared from the scene many years before; in fact the big dirigible hanger at Langley Field had even been torn down. Had this been the Blimp, I could have read GOODYEAR, but it was much longer. The driver didn't take time to look, as there was some traffic.

"Soon after passing the Fort Wool, Fort Monroe area and when it was about opposite La Salle Ave., it began to accelerate very rapidly and at the same time to emit a straw-yellow, or pale flame-colored wake or plume, short at first but it grew in length as the speed increased until it was nearly as long as the object. Also when it started to accelerate it changed from a level path to an upward slanting path making an angle of about 5 degrees with the horizontal. It passed us going at an astounding speed. It disappeared into the cloud layer opposite the Newport News coal-loading docks in what I estimated to be four seconds after the time it began to accelerate. The accelerating distance was measured by the car odometer to be 5 miles.

"If the acceleration were uniform, to cover 5 miles in 4 seconds with a 100 mph start means an acceleration of 100 times earth gravity and a speed at disappearance into the cloud layer of 8900 mph. But just as astounding as the performance figures may be, was the silent operation. Not a sound was heard. This was surely a sophisticated performance, to make the understatement of the year."

If any of our members or readers also saw this object in 1962, we would appreciate hearing from them with details.

Please Send
Address Changes

INCLUDE OLD AND NEW ZIP CODES

Revelations in 1897 Kansas 'Calfnapping'

The story of this incident has found its place in countless books covering the topic of UFO's. Now explanations have been offered in such publications as *Fate* and *Fortean Times*. The following facts are presented to bring the readers of the *APRO Bulletin* up to date on the many facets of this case.

The circumstances revolve around a story appearing in the April 23, 1897 issue of the *Yates Center Farmer's Advocate*. The publication printed a story about Alexander Hamilton, a prominent local rancher. Mr. Hamilton testified that four days previously he and his son Wallace Hamilton together with Gid Heslip had "observed an airship slowly descending upon my cow lot about 40 rods from the house." The three men ran to the corral and discovered a calf caught in the fence. There was a rope tied to its neck. The rope was attached above to a cigar-shaped airship. In the carriage below the airship were six strange beings. There were two men, a woman, and three children. The beings conversed in a strange language. They focused the searchlight on the men below and left the area with the calf in tow. The next day the calf's hide, legs, and head were found several miles away. Affidavits and statements supported this information.

In 1965 Jacques Vallee discussed the episode in *Anatomy of a Phenomenon*. Countless other books presented this incident in successive years. But the *Buffalo Enterprise* of January 28, 1943 is to be credited with true facts in the case. In this newspaper there appeared a letter by Ed F. Hudson. Mr. Hudson had been the 1897 editor of the *Yates Center Farmer's Advocate*. The following is the statement of Ed F. Hudson in this newspaper:

"I had just bought and installed a little gasoline engine, the first I believe to come to Yates Center, using it to run my machinery replacing the hand-power on the old Country Campbell press and kicking the job presses. I invited many of my friends into the back shop to see the engine work. Hamilton was one of them. He exclaimed, 'Now they can fly,' hence the airship story that we made up. After we had published it, the story was copied in many of the largest newspapers in this country, England, France, and Germany, some illustrating it with pen-drawn imagining by their staff artists. There were also hundreds of inquiries from every part of the globe. Soon afterwards their [sic] came the various experiments in flight, but I have always maintained that Alex Hamilton was the real inventor of human flight." Also Ed Hudson's son Ben explained in a related note that his father and Hamilton had "concocted that story following a Saturday afternoon pow-wow which was customary for Saturdays in those days."

The above article was discovered by A.W.S. correspondent of R. J. Rickard, editor of England's *Fortean Times*. This occurred in 1976 when he worked on a historical research project. Jerome Clark received a copy of the story and conducted an extensive effort to confirm and substantiate the facts in the case. Mr. Clark's efforts are to be lauded for providing further facts relative to this hoax type case.

(See Kansas - Page Eight)

Kansas

(Continued from Page Seven)

Jerome Clark obtained additional information by publishing a letter in the September 16, 1976 issue of *Yates Center News* seeking further information. Mrs. Donna Steeby of Wichita, Kansas wrote that Ethel L. Shaw, her 93 year old mother, had heard the tale from Alexander Hamilton himself. There had evidently been a Liar's Club. The airship-calf story provided the super lie. The final confirming information was obtained by Jerome Clark in a telephone conversation with Elizabeth Hamilton Linde, granddaughter of Alexander Hamilton. Mrs. Linde admitted that she had heard from contemporaries of her grandfather over the years that the story had been a hoax concocted by the editor, her grandfather, and other members of a local Liar's Club. Mrs. Linde also related that Mrs. Shaw was a friend of Alexander Hamilton's daughter Nell and in all likelihood was telling the truth about the confession by Alexander Hamilton in the Hamilton home.

Thus this calnapping incident has been brought to an end after so many years of doubt and discussion. The persistent efforts of writer Jerome Clark are to be commended for the resolution of this long discussed episode. It is another of the many hoaxes which must be separated from the genuine UFO incidents.

New Information on Mantell Case

The following is the transcript of a conversation between Mr. William E. Jones, 2256 Zollinger Road, Columbus, Ohio 43221 and Mr. Jack Pickering of Columbus, Ohio. The conversation took place in Mr. Pickering's home on Tuesday, April 12, 1977. Only those portions dealing with his sighting and the Mantell case are included here. Mr. Jones, an APRO Field Investigator, is an attorney by profession.

The bold face indicates the investigator's comments and the italic face indicates Mr. Pickering's comments.

Jack, how old are you?

57.

What's your educational background?

I have 2 years of college. I have an Associate Degree in Electrical Engineering. I spent 4 years in the Air Force. I've had several courses there in Air Traffic Control, Radio Operations, Meteorology — all the things associated with air traffic. I've got a pilot's license. An instrument rating. [He was an instrument flying instructor in the Air Force.]

I'm not unfamiliar with different types of aircraft. The time of this event we are going to discuss, I had just gotten out of the Air Force and was hired as an Air Traffic Controller out at Lockbourne Air Force Base.

The night this object that I sighted was the night of the day that this Captain Mantell was killed. You remember when he was killed in Kentucky?

Yes!

I don't know whether you are familiar with direction finding unit or not. It's done with VHF radio. You have

a directional antenna that you rotate as the aircraft's transmitting and you can tell the direction that he is from the base by the null that you get. So, this direction finding station usually is located out just off of the runway, not close to any of the buildings like the tower or the airways or weather station.

So, the night I was on duty, I was in the direction finding shack which is about a mile from the other buildings — operations, airways, and the tower — is about two-thirds to three-fourths down the north/south runway at Lockbourne.

Before we'd go on duty, we'd always stop by the operations and get a copy of the weather and all the aircraft flying — military aircraft — in the vicinity of Columbus. They'd call and give a position report.

Airways was the one that officially took the position report. If he was busy I took the position report. They'd call a lot of times for me to give the weather to 'em and verify their position. Nights in the winter time when it was overcast and they would be flying over the overcast, they'd just check to see that they was a certain direction from Columbus.

This night the overcast was 1200 feet. I remember this just as though it was yesterday. I know what the weather was — 1200 feet, heavy overcast, with a 10-mile-per-hour southwest wind. It was dark.

Inside the shack, I never turned the lights on because the illumination of all the dials, meters and everything was sufficient for just sitting in there listening to the radio. The only time I'd turn the light on would be when an aircraft would be in trouble and call me for an emergency. Then I'd turn the light on so I could be sure to give him the right heading.

So I was laying there on my back just looking out the window. Practically right over my head — it was at a 30-degree angle from vertical — down through the overcast came this great big, round, red object. The instant that I glimpsed it — I was looking in that direction — I thought it was an aircraft falling in flames. So I jumped off the bar and started to reach for the mike or the telephone, and I see that it isn't an aircraft. I know by the time 2 seconds has passed that it is no aircraft. The tower called me even before I had a chance to call him and said, "What the hell is that out there over your station?" I told him I don't know. I said it's just a great big round red ball.

I tell him to call airways . . . He calls the airways operator and him and the captain — the meteorologist that night — they come to the door and they look at it.

It stops just as it comes through the overcast and hovers there in the air. There's no sound that you can hear at all. It don't stand perfectly stationary. It maneuvers around and goes a hundred feet or kinda circles. It just is maneuvering around in the air without any great distance. After it's been there for about 5 minutes — and all the time I'm trying to contact another aircraft on the radio and so is the tower. We've got different frequencies so we're trying to call an aircraft to take a pass through there and tell us what it is.

TO BE CONTINUED IN THE NEXT ISSUE



Please Send
Address Changes.

Notice

Would any person who specializes in the study of UFO cases involving gravitational or inertial effects, or who can cite examples of such effects, please mail a stamped, self-addressed envelope to: Jan Eric Herr, 6250 1/2 Stanley Ave., San Diego, Calif. 92115 USA.

☆☆☆☆☆☆☆☆☆☆☆☆☆☆☆☆☆☆☆☆☆☆☆☆☆☆☆☆☆☆☆☆

AVAILABLE FROM APRO
\$2.25 Including Postage
and Handling.



The above is a replica of one of the plasticized cards impressed with the APRO seal (seal does not show on replica) available to APRO Field Investigators. These can be placed in the front and rear windows of your vehicle while you are conducting an investigation - much as PRESS cards are used.

The art work is by Dick Ruhl. Dick, who has been using these cards for some time, reports that they help "open doors". Sold to Field Investigators only - \$2.00 per pair.

☆☆☆☆☆☆☆☆☆☆☆☆☆☆☆☆☆☆☆☆☆☆

The Bulletin Board

With previous issues of the *Bulletin* we have used a new packaging format characterized by this new mailing cover which will serve an additional function as a "bulletin board" for announcements of current interest, field investigation tips, advertising, etc. It is a throw-away containing material of short term interest, or, as in the case of FI tips, material that will presumably be detached and made part of a FI notebook. It also provides a means of carrying advertising without sacrificing regular *Bulletin* space.

☆☆☆☆☆☆☆☆☆☆☆☆☆☆☆☆☆☆☆☆☆☆

Bumper Stickers

"FLYING SAUCERS ARE REAL" in six different languages in various combinations of three languages per sticker - for sale through A.P.R.O. at 60¢ per sticker or 2 for \$1.00 postage paid.