

A.P.R.O. SPECIAL REPORT NO. 1

By DR. OLAVO T. FONTES, M.D.
Special Representative for Brazil

Rec 1/2/62

Published By: THE AERIAL PHENOMENA RESEARCH ORGANIZATION

4145 E. DESERT PLACE
TUCSON, ARIZONA, U.S.A.

OCTOBER, 1961

Subject: The Barra Da Tijuca Disc.

Photographic Evidence of the Disc-Shaped "Saucers"

Official Documents from the Brazilian Air Force Authenticate the Pictures of the Flying Disc Taken at Barra Da Tijuca In 1952

Special Report by Olavo T. Fontes, M.D.

The case of the "flying disc" photographed at Barra da Tijuca can be classified as one of the "Classics" in the history of UAOs. The name is given because: (1) it is a classic example of how the true facts of a UFO report can be twisted and warped by certain people to "prove" their point, (2) it is one of the most highly publicized reports of the UAO saga, and (3) it is good enough to convince even the most ardent skeptics that UAOs are real objects—ie., some type of vehicle flying through our atmosphere.

The five pictures (plus enlargements) to be presented here were taken by press photographer Ed Keffel and reporter Joao Martins, and published by the "O CRUZEIRO" Magazine in its May 24, 1952 issue. Actually photographed on the 7th of that month, these photos were shot when the UAO—a flying disc—was spotted in the vicinity of Barra da Tijuca. Five different exposures including top, bottom and side views of the object were obtained. When first seen, the disc was coming in from the sea at a fairly low altitude (about 490 meters or 1600 ft.) and at a distance of less than 2,000 meters from the observers. It was also sighted by many other dependable witnesses.

When the negatives, taken directly from the scene of the sighting, were developed in the dark room of the magazine, "O CRUZEIRO", one of the people who were waiting outside was Lt. Col. Hughes, U. S. Air Attache to the American Embassy at Rio, who later pronounced the pictures to be authentic. On the other hand, witnesses to the phenomenon who had reported the sighting BEFORE the publication of the photos, later identified the object in the pictures as exactly the same as the one they had seen. Despite this, the U. S. Air Force told the American Press Ser-

vice months later that "the shadows on the object were in the wrong direction as compared to shadows of trees in the photos, and therefore the photos could not be authentic." Besides, several witnesses appeared later (at Rio) to report that they had seen several men throwing a disc in the air at the same spot where the photos were taken, and taking photographs themselves. As was to be expected, these facts made a lot of people doubt the authenticity of Keffel's photos.

I pronounce them authentic and I have something more than good circumstantial evidence to prove it. I am going to present OFFICIAL DOCUMENTS from the Brazilian Air Force files which are sufficient to end this controversy about the most sensational photographic sequence of a flying disc ever obtained. You are going to see reproductions of top-secret documents kept in the Air Force files since 1952. These documents are pieces of a voluminous Air Force report on the Barra da Tijuca affair. Photographs and enlargements also included are copies from the originals kept in the Air Force files, which were made from Keffel's negatives, at the Air Force Photo Reconnaissance Laboratory.

These official documents and photographs were released for the first time to the Brazilian public on the night of October 11, 1959. They were presented on a TV program of the station "TV-Continental" (channel 9) at Rio de Janeiro. This program, called "The Enigma of Space" was under the responsibility and direction of a man named Fernando Cleto, a high-ranking employee of the "Bank of Brazil," and also one of the best qualified UAO researchers in Brazil. He has been investigating the UAO mystery for more than ten years and has obtained the cooperation and help of several other civilian and military UAO experts. Mr. Cleto is not known to the American readers because he has been a silent UAO investigator for many years. His decision to show his material and results to the public was made recently.

Mr. Cleto's report concerning Ed Kef-

fel's photographs will be transcribed below, exactly as released to the video public.

Mr. Fernando Cleto's Report

"On May 7, 1952, Joao Martins and Ed Keffel went to the place called Barra da Tijuca to do a routine job for their magazine. At 4:30 p. m., Martins suddenly spotted an object approaching in the air at high speed. He thought at first it was an airplane he was facing (see photo No. 1). It looked like an airplane. There was still something strange, Martins realized. That "plane" was flying SIDEWAYS. He shouted: 'What the devil is that?' Keffel had his Rolleiflex at hand and Martins yelled: 'Shoot, Keffel!' Ed Keffel grabbed his loaded camera and got five pictures in about 60 seconds, thus obtaining the most sensational photographic sequence of a 'flying disc.'

"At the time the photos were published, I began to follow the happenings with great interest. Everything suggested that the pictures were authentic. Then some witnesses appeared to report that they had seen people throwing a disc into the air and taking photos, exactly at the same place where Keffel's photographs had been taken. These statements raised a doubt in my mind. A doubt which remained until 1954.

"In 1954, Brigadier Eduardo Gomez, then the Aeronautics Minister, nominated Col. Joao Adil de Oliveira to command the first "Investigations Commission on Flying Saucers" organized in my country. One day I received a phone call from Col. Oliveira, a person whom I didn't know before. He invited me to appear at the Aeronautics High Staff to be interviewed about an incident connected with UAOs which had happened in 1948. When I arrived at AF Headquarters, I met there several persons who had also been called for the same reason: officers in the jet-fighter squadron from Gravatai AF Base who talked about two "saucers" which had hovered over that fighter base for several hours; a civilian pilot who was reporting how

(See Page 2)

his airliner had been tracked by a "saucer" and why he was forced to change his flight plans; and also Joao Martins and Ed Keffel who had been requested by Col. Oliveira to present their report to the Air Force High-Staff.

"I heard, saw and learned about many things that day—But what really is important is the following. At a certain moment, Col. Oliveira asked for a voluminous "dossier." After receiving it, he declared that there was the result of all the AF investigations on the case of Barra da Tijuca. When he opened the dossier which was enormous something unexpectedly fell on the table—a wooden disc. There was a sudden silence throughout the room—what was it? Had the Air Force discovered that the whole thing was a hoax? Col. Oliveira himself broke the uneasy silence with the following words:

"Do you remember, Martins, that certain people have declared they had seen some men throwing a disk in the air and taking photos? Well, **THEY REALLY SAW THIS DISK I HAVE IN MY HANDS, BUT WE KNOW IT WAS NOT USED BY YOU BECAUSE IT WAS THROWN BY MEN FROM THE AIR FORCE. IN THE DAYS FOLLOWING THE EVENT, SEVERAL TIMES WE WENT TO THE PLACE TO MAKE CAREFUL STUDIES ABOUT WHAT HAD HAPPENED, INCLUDING ATTEMPTS TO REPRODUCE YOUR PHOTOGRAPHIC SEQUENCE, THROWING THIS DISK IN THE AIR AND TRYING TO PHOTOGRAPH IT.**"

"For a long time I have controlled my wish to report this fact to the public and now, when the opportunity appeared, I went to Col. Oliveira to ask for his permission. He gave me the proper authorization and even offered me the original "model" of the wooden disk to make the thing more real. The video viewers can see this model, now, in my hands.

"In 1952, there was a rumor that the Air Force was not interested in the "flying saucers" but this was not the truth. I was authorized by Col. Oliveira to show here a small part of the documents which belong to the "dossier" referred to recently, organized by the Air Force in 1952. I am going to present here some of those documents for the TV public, in order to make the people aware of the fact. However, I would like to call your attention to one thing. **THEY REPRESENT THE RESULTS OF A SCIENTIFIC STUDY MADE FOR OFFICIAL USE ONLY.**

"This diagram (Diag. No. 5) is an analysis of Photo No. 3. Similar studies were made for each photo in Keffel's

sequence. This document includes mathematical calculations related with the azimuth, zenithal distance, declination and hour angle. In figures 3 and 4 (Diag. No. 3 and 4) we see the position of the sun, the spot from which the photos were taken, and the position of the object when the pictures were shot. Diagram No. 3 was made to analyze photo No. 1. It shows perspective studies concerning relative distances and depth, including the inclination of the line corresponding to the direction of sight with respect to the horizon, as well as the inclination of the object's plane and the altitude — which was of about 490 meters, (1600 ft.) at the time of the photo, and also the distance to the observers which was about 1.500 meters (4,950 ft.).

"To promote better understanding, I am going to make a sketch on the black board marking the position of the observers and the several positions occupied by the object in relation to them. The object's positions are obtained according to the azimuths determined by the Air Force for each photograph. And successively we have: in photo No. 2 the object was at a distance of 2.000 meters and its altitude was about 930 meters; in photos no. 3, 4 and 5 the distances and altitudes were, respectively, 1.200, 1.100 and 3.00 meters—and 940, 720 and 580 meters. These data confirmed exactly Martins' report about the disc's maneuvers in 1952. **AND THEY DEMONSTRATED ALSO THE ABSOLUTE IMPOSSIBILITY OF A HOAX—FOR IT IS NOT POSSIBLE TO THROW A WOODEN DISK AT THE DISTANCES REGISTERED IN ORDER TO TAKE FAKED PHOTOS.**

"Another thing must be said about photo No. 1, to explain the image shown on it. It has represented an obstacle of some sort for the interpretation of Keffel's sequence. The examination of this picture gives the impression that there was a kind of propellor in the bottom part of the "disc" while in the others such a structure was not seen. In the reconstruction made in another document from the Air Force files (a diagram shown on video, but not included in this report—Dr. Fontes), it is absolutely evident that the "disc" in Photo No. 1 was the same seen in the rest of the sequence. What gives the wrong impression of a "propeller" and the false impression of two planes **IS MERELY AN EFFECT OF LIGHT AND SHADOW.**

"My dear friends, the criticism made in 1952 about the Brazilian Air Force's lack of interest in the matter were unjust and didn't correspond with the

truth. As a matter of fact, the Air Force did an accurate scientific examination of the photographs and an exhaustive investigation to uncover all the facts connected with the case of Barra da Tijuca.

"With respect to the authenticity of the photographs taken by Ed Keffel and Joao Martins, as you have seen, we have reason enough to make a *positive statement*. **THEY ARE GENUINE.**" Unquote.

Evaluation of the Evidence And Conclusions

The official documents recently released from the Brazilian Air Force files constitutes the last piece of evidence that was lacking to prove the authenticity of the UAO photographs taken by Ed Keffel and Joao Martins at Barra da Tijuca, on the 7th of May, 1952. These pictures are presented here as **ABSOLUTE PHOTOGRAPHIC EVIDENCE** that the unconventional aerial objects called UFOs or "flying saucers" are **REAL**—ie., some type of vehicle flying through the atmosphere of our planet. This report contains data which had never before been revealed. Their publication was authorized by Col. J. Adil de Oliveira, former head of the Brazilian Air Force Project investigating the UAO problem. The circumstances connected with the event were already described in Mr. Cleto's report, transcribed above. This report was also published by the "O CRUZEIRO" magazine in its October 1959 issue, which also included two pictures of Keffel's sequence together with reproductions of the AF's graphic analysis for each photograph. These diagrams present the results obtained by the Air Force's top photography experts who did the analysis of the photos, including also the data, calculations and estimations obtained in the methodical and exhaustive technical investigations made at the spot where the pictures had been taken. These diagrams are reproduced elsewhere in this report.

Each diagram corresponds to one of the photos in Keffel's sequence and this makes it necessary to present the pictures too, for comparison purposes. It was impossible, for technical reasons, to get good reproductions of the photos published in the magazine "O CRUZEIRO." To solve the problem, I contacted Mr. Cleto and asked his permission to make copies of the prints and enlargements from the Air Force files, which were still in his hands. He called Col. Oliveira to submit my request and the proper authorization was granted that same day. As a result I was able to get

(See Page 3)

the pictures presented below which are copies from the originals made from

Keffel's negatives, at the AF Photo Laboratory, and kept in the Air Force files.




Photo 1A

PHOTO NO. 1 PHOTO NO. 1A

Photo No. 1 is the first in Keffel's sequence, taken just a few seconds after the object was first sighted by Martins. Photo No. 1A is an excellent enlargement of this picture made to study the details of the disc's image. It looks like an airplane facing the camera, but the fact that this "plane" was flying sideways was the first thing to attract Martins' attention. The thickness of the flattened disc with the small dome or cupola on top can be seen clearly. What gives the impression of a 'propeller' is the bottom part of the object, according to the analysis made by Air Force technicians, is only the effect of light and shadow. I saw the document which demonstrated this fact, but was not able to get this diagram for publication. Diagram No. 3 was made to analyze this picture and shows that the LINEAR DISTANCE between the object and the

observers was of 1.500 meters, and that the UAO's altitude was 490 meter, (100 ft.).

PHOTO NO. 2

The second photograph shows a side view of the disc, which was slightly tilted upward, turning its lower surface toward the camera. The top cupola cannot be seen from this angle and the object's shape is definitely changed. In fact, it now looks like an oval-shaped object. This change of shape is related to the new position assumed by the UAO, slanting slightly and facing its lower side toward the camera. At this moment, according to the analysis in diagram No. 4, the disc was at a distance of 2.000 meters (6600 ft.) and its altitude was of 930 meters (3069 feet.) As it was more distant and higher than in the preceding picture, it appears smaller and no details can be detected on its surface.

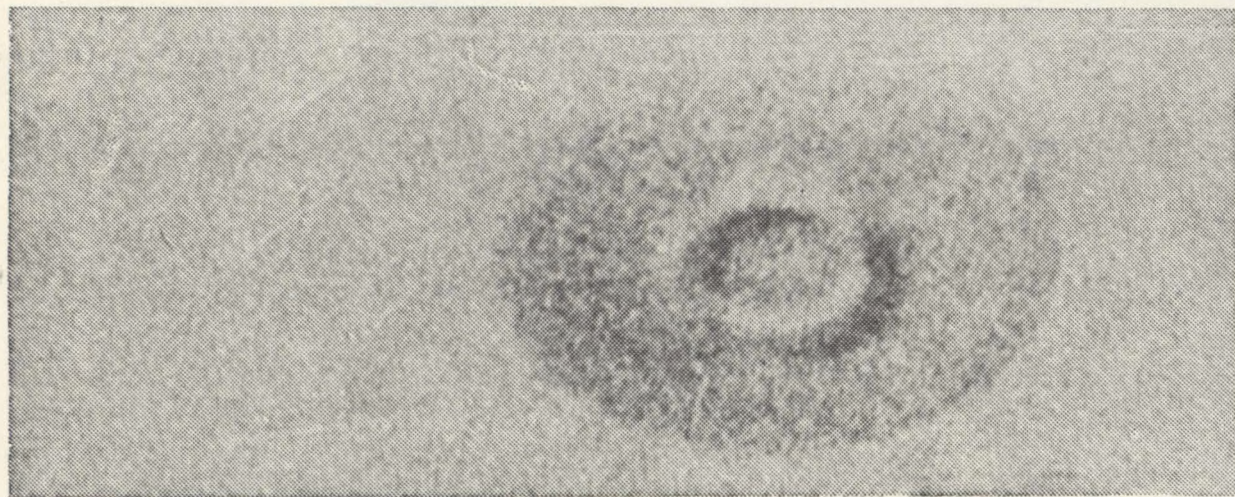


Photo 3A

PHOTO NO. 3 PHOTO NO. 4

The third photo of Keffel's sequence presents a bottom view of the flying disc, which is now closer than in the preceding ones and consequently appears larger in size. The shape is almost circular and this indicates that the object is more tilted upward than in the last picture, so that only the underside

is visible to the observers. Photo No. 3A, an excellent enlargement made to study the details in the object's image, shows this underside in full detail. But the only thing visible on it is a thick, ring-shaped structure placed exactly in the middle of the UAO's lower surface. We don't know what it is, but we can speculate. If this object was a genuine

flying disc (as it appears to be), the whole body or rim, or something else, might have been spinning around a central axis. The picture shows clearly that the rim around the central body was not rotating, nor the object itself. I think that this ring-like structure can be the rotating part. In such a case, it is possible that the ring-like appearance is not the real thing, but only an optical effect produced by the rapid motion of three or four ball-shaped protuberances moving in the same line around a central axis. According to the estimation made by Air Force technicians, as seen in Diagram No. 5, this third photograph we have discussed was shot when the disc was at a distance of 1.200 meters and flying at about 940 meters from the ground. It is interesting to observe that this altitude was almost the same found for the UAO in the second picture—with a small difference of only 10 meters.

PHOTO NO. 4 PHOTO NO. 4A

Photo No. 4 presents a top view of the flying disc, and this indicates that the UAO suddenly reversed its position in space and is now tilted downward so that only the upper side is visible to the observers. This amazing change of position is confirmed when we compare the picture with the preceding one. As a result, we have a perfect vision of the disc's upper side, which is seen in full detail in the enlargement (Photo No. 4A). We can see that the base of the disc-shaped structure, around the central cupola on top, is pretty thick when compared with the rim-like edge. This difference was already suggested by the examination of photo No. 1 and is so marked that the base forms a kind of central body connected with the small cupola placed on top of it. Diagram No. 6 shows that the disc was at a distance of 1.100 meters from the camera when the picture was taken—i.e. at almost the same distance found for the preceding picture. On the other side, its altitude is now far below the previous one—about 720 meters. As a result, the object's size is slightly larger than on the third picture. The sudden loss of altitude was possibly connected with the maneuver in which the object reversed its position in space.

PHOTO NO. 5

The fifth photograph, the last of Keffel's sequence, shows the disc in an almost vertical position and far more distant than in photo No. 4. It is also very low—about 580 meters above the sea according to the analysis made in diagram No. 7. The distance between the object and the observers is 3,000 meters. These computations, together with the almost

(See Page 4)

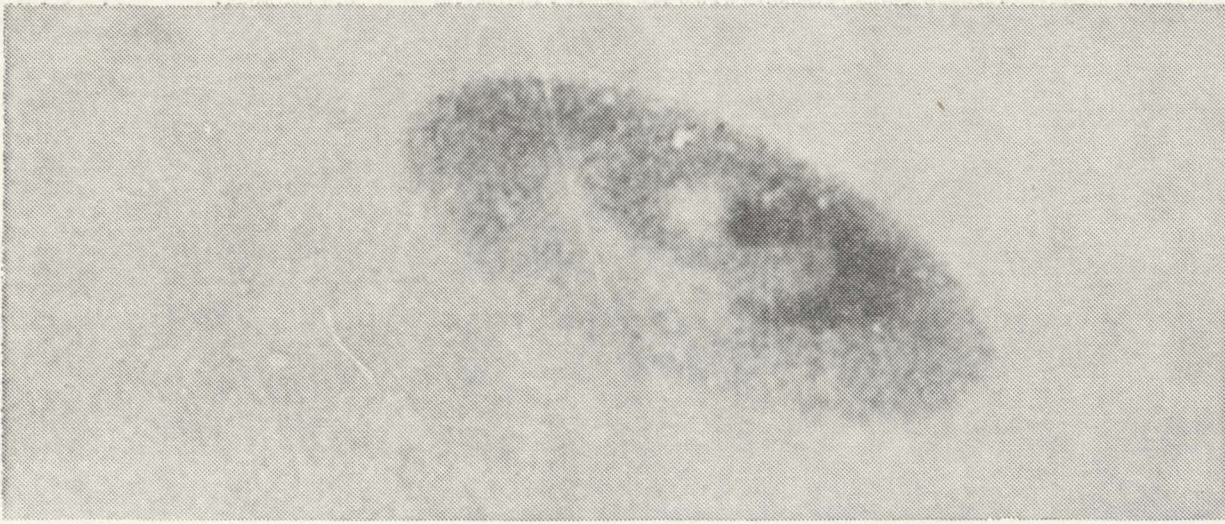


Photo 4A

vertical position of the UAO in the last photograph, demonstrate that it continued the maneuver started at the time of photo No. 4, losing more altitude and increasing simultaneously its distance from the observers. With this maneuver the UAO was moving away, it is evident. In fact, it disappeared a few seconds later flying at high speed.

Another document from the Air Force files—photo 6—completes the analysis made in the five diagrams presented above. This picture shows the map of the region where the UAO was sighted and photographed. We can see a mark at the center of the circle drawn on the chart, which corresponds to the spot where Keffel and Martins were placed when the disc was seen.

photo, calculations related with zenithal distances, declinations and hour angles, etc.—everything was determined checked and re-checked. The results of this scientific investigation were shown in the OFFICIAL DOCUMENTS presented here—those five diagrams with perspective studies and mathematical calculations made for each photograph in Keffel's sequence. They represent something concrete — good, cold, scientific facts. They demonstrate the authenticity of the pictures but are also offered as PROOF that the UAOs are intelligently controlled, FOR THEY REPRESENT, TOGETHER WITH KEFFEL'S PHOTOGRAPHIC SEQUENCE A PERMANENT RECORD OF THE MOTION OF THE FLYING DISC, i.e., A PHOTOGRAPHIC SEQUENCE OF A UAO'S FLIGHT PATH.

To close this report, I am going to discuss the statement from the U. S. Air Force to the American Press Service about Keffel's pictures. They said that



(Some photos were not produced because of limited facilities, but the enlargements and diagrams constitute the most important supporting illustrations.—The Editor)

Photo 6

PHOTO NO. 6 PHOTO NO. 7

Keffel's negatives can be seen on Photo 7. This is important because the picture shows clearly that those negatives were not cut from many obtained in attempts to photograph a disc-shaped "model" thrown in the air. They represent a true sequence on the same film. And such a sequence of five photos, with the object in different positions, and at several distances and altitudes, cannot be obtained by taking the pictures one after the other. It is impossible, IT CANNOT BE DONE. This was one of the first conclusions of the Air Force investigation on the matter. Several AF teams attempted to duplicate Keffel's pictures at the spot where they

had been taken. They tried to photograph a moving disc, throwing their wooden disc in the air again and again. They used a camera identical to the one that Keffel had used. They used several cameras at the same time, one for each technician. They repeated their experiment several times, at different days, each time with the same negative results. On the other hand, Air Force officers using several kinds of instruments and devices made a careful scientific study at the place of the sighting, to evaluate all factors that might help in the analysis of the photographs. The position of the sun, distances involved, interplay of light and shadows, altitudes, determination of the azimuths for each

the "shadows on the object were in the wrong direction as compared to shadows of trees IN THE PHOTOS, and therefore the photos could not be authentic. The first correction to make is: "in one of the photos," instead of "in the photos." In fact, there is ONE photo in Keffel's sequence where the shadows on the object are APPARENTLY wrong if compared to shadows in ONE tree in the photo. The picture is photo No. 4 and the tree is the palm tree on top of the forest-covered hill. A close examination of this tree discloses a shadow which is in the wrong direction, or at least appears to be so. What caused it? The solution is very simple. THERE

(See Page 5)




Photo 7

ARE TWO BROKEN LEAVES IN THE TREE, AND ONE OF THEM IS IN AN INCLINED POSITION WHILE THE OTHER HAS FALLEN OVER THE TREE ITSELF. THESE LEAVES ARE RESPONSIBLE FOR THE "WRONG" SHADOW ON THE TREE. They can be detected if Photo No. 4 is studied through a good lens. They were seen very clearly in a picture made by Air Force technicians using a high-power

lens. Such a picture was shown to me, but I was not able to get it in time to be included in this report. I will present it later, for it is enough to destroy the only argument found by the U. S. Air Force to debunk Keffel's pictures, the best photographs of a flying disc ever taken in the history of the UAOs.

Appendix:

Portuguese words and terms appearing in the diagrams with the corresponding English words:

SITUACAO DO FOTOGRAFIA No. . . . = SITUATION (OR EVALUATION) OF PHOTOGRAPH No. . . . DESENHO No. . . . = DIAGRAM NO.

Observador=Observer
 Nivel do mar=Sea level
 Visada=Direction of sight

Inclinacao com o horizonte=Inclination with respect to the horizon

Trajetoria=Trajectory (flight direction of the object).

Inclinacao do disco co mo horizonte=Inclination of the disc with the horizon.

